


Invest in Large Cap companies, add muscle to your investments!



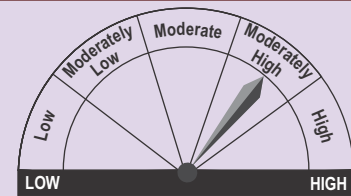
Taurus Largecap Equity Fund

Large Cap Fund - An open ended equity scheme predominately investing in large cap stocks.

THIS PRODUCT IS SUITABLE FOR INVESTORS WHO ARE SEEKING*

- Long term capital appreciation
- Investment in equity & equity related instruments - focus on large cap stocks

Riskometer



Investors understand that their principal will be at moderately high risk

* Investors should consult their financial advisers if in doubt about whether the product is suitable for them.

Grow your wealth in the long term
Invest in **Taurus Largecap Equity Fund** today!

Taurus Largecap Equity Fund is an An open ended equity scheme predominately investing in large cap stocks. that will invest in Large Cap companies. It aims to provide investors long-term capital appreciation and growth through investments in Equity and Equity related instruments.

About Taurus Mutual Fund

- Managing an AAUM of ₹ 436.79 Crs. (December 2019)
- Product Basket
 - 7 Equity Funds
 - 1 Liquid Fund
 - 1 Equity Linked Saving Scheme
- Professional Service Providers:
 - Registrar & Transfer Agent: KFin Technologies Pvt. Ltd.
 - Custodian: SBI-SG Global Securities Services Pvt. Ltd.
 - Fund Accountant: SBI-SG Global Securities Services Pvt. Ltd.
- Branches in 5 cities. Strong distribution network of more than 5000 outlets of Business Associates



Toll free 1800 108 1111
www.taurusmutualfund.com

TAURUS
Mutual Fund

Mutual Fund investments are subject to market risks, read all scheme related documents carefully

TAURUS LARGE CAP EQUITY FUND - (An open ended equity scheme predominately investing in large cap stocks)

(earlier known as Taurus Bonanza Fund)

SCHEME FEATURES

Investment Objective

The investment objective is to provide investors long-term capital appreciation. Investments shall be primarily in Equity and Equity related instruments of large cap companies.

Fund Manager

Mr. Prasanna Pathak (w.e.f. June 30, 2017)
Total work experience: 17 yrs

Date of Allotment

February 28, 1995

Benchmark

S&P BSE 100 TRI
Benchmark Index renamed w.e.f. 01/02/2018

Monthly AUM

Monthly Average AUM: ₹ 28.55 Cr.
Month End AUM: ₹ 28.58 Cr.

Load Structure

Entry Load - NIL

Exit Load - Upto any amount (Including SIP):

- 1% if exited on or before 365 days.
- Nil, if exited after 365 days

Switch: Exit load applicability for switch transaction will be as per the Switch Out (From scheme)

Minimum Application Amount:

₹ 5000/- & multiples of ₹ 1/- thereafter.

Liquidity

Sale & repurchase on all business days.

Net Asset Value (NAV)

Face Value ₹10/-

Regular Plan: ₹ 33.92 (D), 77.42 (G) per unit.

Direct Plan: ₹ 35.85 (D), 81.41 (G) per unit.

NAV Calculation: All Business days.

Quantitative Data

Regular Plan :

Sharpe Ratio: 0.18

Standard Deviation: 11.93

Beta: 0.93

(Based on monthly returns over the past 3 years Mibor has been assumed as the risk-free rate of return)

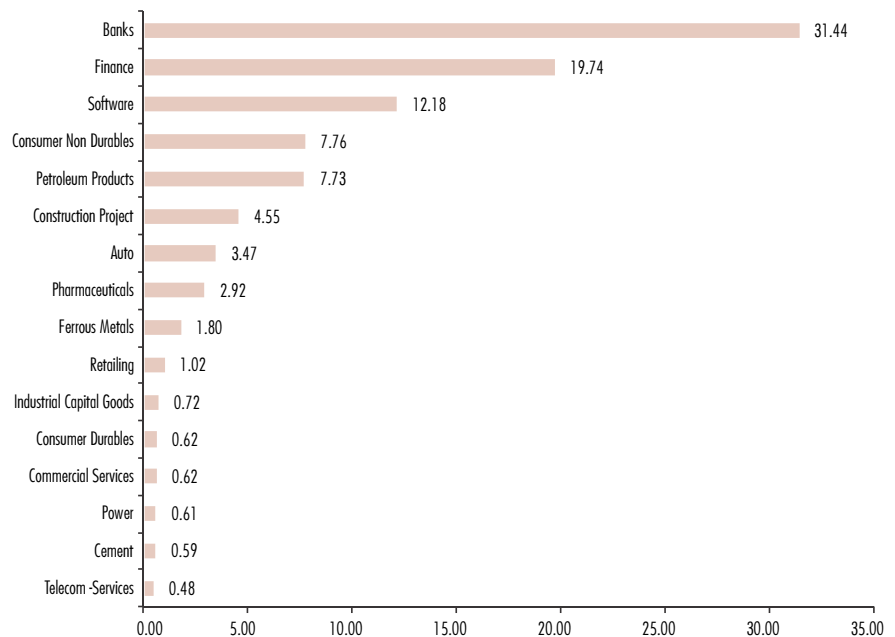
Portfolio Turnover: 1.17

Fund Manager's Comment: Scheme has bias towards high quality large cap sector leaders with higher weights in Banks, Capex related and Information Technology. The rate cuts directly help banking sector while the NPA stress may not increase, if not reduce. Cyclical as well as commodities have been kept away.

PORTFOLIO

Name of the scrip	% to Net Assets
Top 10 Holdings	
ICICI Bank Ltd.	9.74%
DFC Bank Ltd.	9.44%
Reliance Industries Ltd.	7.24%
Housing Development Finance Corporation Ltd.	6.67%
Tata Consultancy Services Ltd.	5.56%
Kotak Mahindra Bank Ltd.	4.91%
Larsen & Toubro Ltd.	4.55%
Infosys Ltd.	4.32%
Axis Bank Ltd.	3.89%
State Bank of India	3.45%
Total Top 10 Holdings	59.78%
Total Equity	96.26%
Cash & Cash Receivables	3.74%
Total	100.00%

EQUITY SECTOR ALLOCATION



DIVIDEND HISTORY

Month & Year	Regular Plan Dividend per unit(₹)	Direct Plan Dividend Per unit(₹)
January 18	3.00	3.00
November 17	12.00	12.00
July 2017	5.35	5.35

Pursuant to payment of dividend, the NAV of the Scheme fall to the extent of the dividend and statutory levy, if any. Past performance may or may not be sustained in the future.

All dividends are on face value of ₹10 per unit. For complete details of the dividend declared please log on to www.taurusmutualfund.com

To invest, contact your financial advisor or call us on the below mentioned numbers

- Chennai: 044 - 42634538 • Delhi: 011 - 23717593 / 45382222 • Kolkata: 033 - 46036132
- Mumbai: 022-66242700 • Pune: 020-66215712/13

E-mail: customercare@taurusmutualfund.com • www.taurusmutualfund.com

TAURUS
Mutual Fund