

Invest in Large Cap companies, add muscle to your investments!



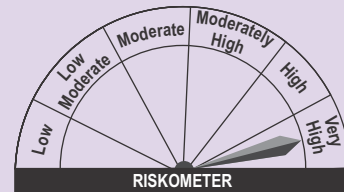
Taurus Largecap Equity Fund

Large Cap Fund - An open ended equity scheme predominately investing in large cap stocks.

THIS PRODUCT IS SUITABLE FOR INVESTORS WHO ARE SEEKING*

- Long term capital appreciation
- Investment in equity & equity related instruments - focus on large cap stocks

Riskometer Scheme[#]



Investors understand that their principal will be at very high risk

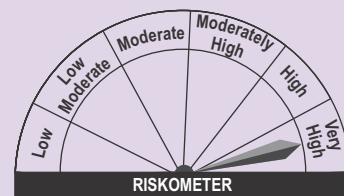
* Investors should consult their financial advisers if in doubt about whether the product is suitable for them.

[#]Source : ICRA

THIS PRODUCT IS SUITABLE FOR INVESTORS WHO ARE SEEKING*

- Long term capital appreciation
- Investment in equity & equity related instruments - focus on large cap stocks

Riskometer Scheme Indices



Investors understand that their principal will be at very high risk

Risk-O-Meter - Taurus Largecap Equity Fund - (Indices) - S&P BSE 100 TRI

* Investors should consult their financial advisers if in doubt about whether the product is suitable for them.

Grow your wealth in the long term Invest in
Taurus Largecap Equity Fund today!

Taurus Largecap Equity Fund is an An open ended equity scheme predominately investing in large cap stocks. that will invest in Large Cap companies. It aims to provide investors long-term capital appreciation and growth through investments in Equity and Equity related instruments.

About Taurus Mutual Fund

- Managing on AAUM of ₹ 523.49 Crs. (January 2022)
- Product Basket:
 - > 7 Equity Funds > 1 Equity Linked Saving Scheme
- Professional Service Providers:
 - > Registrar & Transfer Agent: Kfin Technologies Pvt. Ltd. > Custodian: SBI-SG Global Securities Services Pvt. Ltd.
 - > Fund Accountant: SBI-SG Global Securities Services Pvt. Ltd.
- Branches in 3 cities. Strong distribution network of more than 5000 outlets of Business Associates



Toll free 1800 108 1111
www.taurusmutualfund.com

TAURUS
Mutual Fund

Mutual Fund investments are subject to market risks, read all scheme related documents carefully

TAURUS LARGE CAP EQUITY FUND - (An open ended equity scheme predominately investing in large cap stocks)

(earlier known as Taurus Bonanza Fund)

SCHEME FEATURES

Investment Objective

The investment objective is to provide investors long-term capital appreciation. Investments shall be primarily in Equity and Equity related instruments of large cap companies.

Fund Manager

Mr. Ankit Tikmany (w.e.f. October 01, 2021)
Total work experience: 14 yrs
(Prior to that Mr. Prasanna Pathak was Fund Manager)

Date of Allotment

February 28, 1995

Benchmark

S&P BSE 100 TRI
Benchmark Index renamed w.e.f. 01/02/2018

Monthly AUM

Monthly Average AUM: ₹ 33.52 Cr.
Month End AUM: ₹ 33.07 Cr.

Load Structure

Entry Load - NIL

Exit Load - Upto any amount (Including SIP):

- 1% if exited on or before 365 days.
- Nil, if exited after 365 days

Switch: Exit load applicability for switch transaction will be as per the Switch Out (From scheme)

Minimum Application Amount:

₹ 5000/- & multiples of ₹ 1/- thereafter.

Liquidity

Sale & repurchase on all business days.

Net Asset Value (NAV)

Face Value ₹10/-

Regular Plan: ₹ 44.46 (IDCW),
101.47 (G) per unit.

Direct Plan: ₹ 47.11 (IDCW),
106.95 (G) per unit.

NAV Calculation: All Business days.

Month End TER:

*Please refer Annexure 1

Quantitative Data

Regular Plan :

Sharpe Ratio: 0.51

Standard Deviation: 19.17

Beta: 0.88

(Based on monthly returns over the past 3 years Mibor has been assumed as the risk-free rate of return)

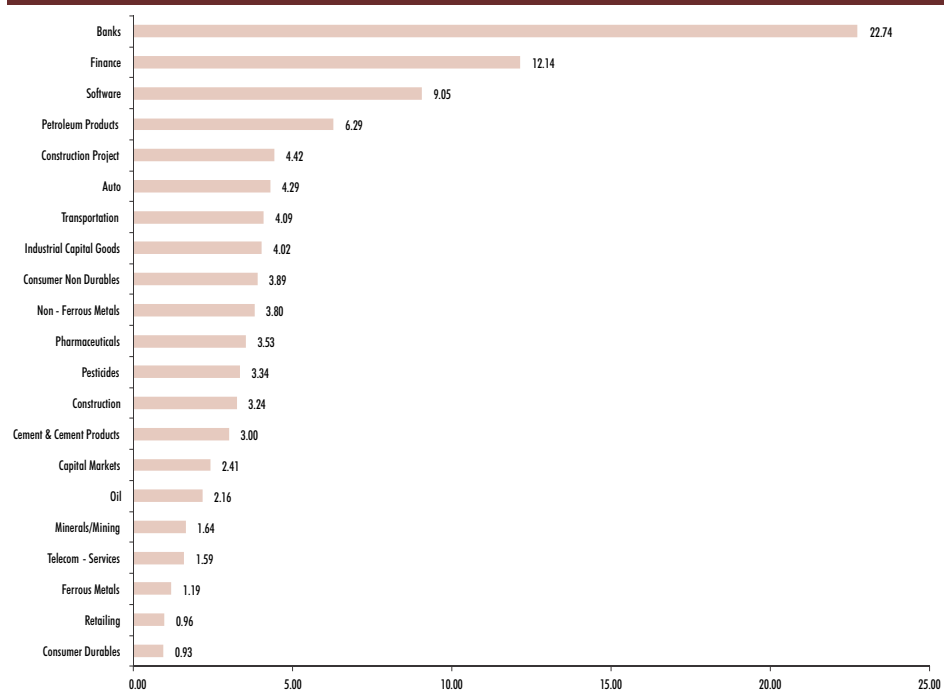
Portfolio Turnover: 1.00

Fund Manager's Comment: Scheme has bias towards high quality large cap sector leaders with higher weights in Banks, Pharma, Information Technology and especially consumer stocks, which are well placed to capitalize on the opportunity as people engage in stocking up essentials & groceries. The rate cuts directly help banking sector while the NPA stress may not increase, if not reduce. There was focus was reducing exposure to cyclicals as well as commodities.

PORTFOLIO

Name of the scrip	% to Net Assets
Top 10 Holdings	
ICICI Bank Ltd.	7.74%
Reliance Industries Ltd.	6.29%
Housing Development Finance Corporation Ltd.	6.11%
Infosys Ltd.	5.84%
HDFC Bank Ltd.	4.59%
Larsen & Toubro Ltd.	4.42%
State Bank of India	4.26%
Adani Ports and Special Economic Zone Ltd.	4.09%
Kotak Mahindra Bank Ltd.	3.55%
Siemens Ltd.	2.94%
Total Top 10 Holdings	49.83%
Total Equity	98.75%
Cash & Cash Receivables	1.25%
Total	100.00%

EQUITY SECTOR ALLOCATION



DIVIDEND HISTORY

Month & Year	Regular Plan Dividend per unit(₹)	Direct Plan Dividend Per unit(₹)
January 18	3.00	3.00
November 17	12.00	12.00
July 2017	5.35	5.35

Pursuant to payment of dividend, the NAV of the Scheme fall to the extent of the dividend and statutory levy, if any. Past performance may or may not be sustained in the future.

All dividends are on face value of ₹10 per unit. For complete details of the dividend declared please log on to www.taurusmutualfund.com

Note: Mr. Ankit Tikmany was appointed as the Fund Manager - Taurus Large Cap Fund w.e.f October 01, 2021 (Notice cum Addendum dated 5th October 2021), Earlier since 30.06.2017 Mr.Prasanna Pathak -Acting CEO and Head of Equity was fund manager for this scheme.

Toll free 1800 108 1111

E-mail: customercare@taurusmutualfund.com

To invest, contact your financial advisor or call us on the below mentioned numbers

Gurugram: 0124 - 4531500

Mumbai: 022- 66242700

Chennai: 044 - 42634538

As on 31st January 2022