
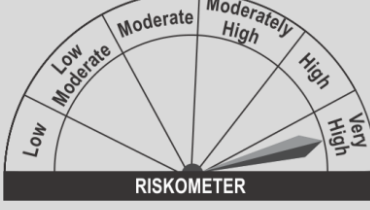


## KEY INFORMATION MEMORANDUM

**TAURUS MID CAP FUND (formerly known as Taurus Discovery (Midcap) Fund)**  
**(Midcap Fund – An Open-ended equity scheme predominately investing in mid cap stocks)**

## Product labelling

This product is suitable for Investors who are seeking*	Scheme Risk-o-Meter	Benchmark Risk-o-Meter
<ul style="list-style-type: none"> <li>Long term capital appreciation</li> </ul> <p>Investment in equity &amp; equity related instruments through predominantly in mid-cap stocks</p>		
	Investors understand that their principal will be at very high risk	As per AMFI Tier I Benchmark i.e <b>Nifty Midcap 150 TRI</b>

\*Investors should consult their financial advisers if in doubt about whether the product is suitable for them.

**Continuous Offer of Units at Applicable NAV**  
**(Face Value: Rs. 10/-)**

Name of Mutual Fund (Mutual Fund)	<b>Taurus Mutual Fund</b>
Name of Asset Management Company (AMC)	<b>Taurus Asset Management Company Limited</b> (CIN:U67190MH1993PLC073154)
Name of Trustee Company (Trustee)	<b>Taurus Investment Trust Company Limited</b> (CIN: U65990MH1993PLC072984)
Addresses of the entities	3 <sup>rd</sup> Floor, 301-304, AML Centre- 2, 8, Mahal Industrial Estate, Mahakali Caves Road, Andheri (East), Mumbai - 400093. AMC Address: 2nd Floor,Plot No 31, Echelon Institutional Area, Sector 32, Gurgaon-122001.
Website of the entity :	<a href="http://www.taurusmutualfund.com">www.taurusmutualfund.com</a>

This Key Information Memorandum (KIM) sets forth the information, which a prospective investor ought to know before investing. For further details of the Scheme/Mutual Fund, due diligence certificate by the AMC, Key Personnel, investors' rights & services, risk factors, penalties & pending litigations etc. investors should, before investment, refer to the Scheme Information Document and Statement of Additional Information available free of cost at any of the Investor Service Centres or distributors or from the website [www.taurusmutualfund.com](http://www.taurusmutualfund.com).

The Scheme particulars have been prepared in accordance with Securities and Exchange Board of India (Mutual Funds) Regulations 1996 (SEBI (MF) Regulations), as amended till date, and filed with Securities and Exchange Board of India (SEBI). The units being offered for public subscription have not been approved or disapproved by SEBI, nor has SEBI certified the accuracy or adequacy of this KIM.

This KIM is dated June 26, 2024

<b>Investment objective</b>	The prime objective of the scheme is to achieve long term capital appreciation by investing in a portfolio consisting of equity and equity related securities predominantly of mid-cap companies. There is no assurance that the investment objective of the Scheme will be achieved.		
<b>Asset Allocation Pattern of the Scheme</b>	Under normal circumstances, the Scheme's investments will be as under:		
<b>Instruments</b>	<b>Indicative allocations (% of total assets)</b>		
	<b>Minimum</b>	<b>Maximum</b>	
Equity & Equity Related Securities-Midcap Companies	65%	100%	
Equity & Equity related securities-Other Companies	0%	35%	
Debt & Money Market securities/instruments	0%	20%	
Investments in debentures will be restricted to investment grade rated instruments. In case of unrated debt instruments, specific approval of the Board of TAMCO shall be obtained.			
<b>Indicative Table</b> (Actual instrument/percentages may vary subject to applicable SEBI circulars)			
<b>Sr. .No</b>	<b>Type of Instrument</b>	<b>Percentage of Exposure</b>	<b>Circular References</b>
1.	Derivative Investments	The scheme may invest in Derivative and will allow a mass exposure of 20% of the portfolio in Derivatives.	Paragraph 12.25 of SEBI Master Circular dated May 19, 2023.
2.	Overseas Investments	The scheme will not invest in the said security.	-
3.	Structured Obligations / Credit Enhancements	The scheme will not invest in the said security.	-
<b>Change in Investment Pattern/ Portfolio Rebalancing</b>			
Subject to SEBI (MF) Regulations, the asset allocation pattern indicated above may change from time to time, keeping in view market conditions, market opportunities, applicable regulations and political and economic factors. It must be clearly understood that the percentages stated above are only indicative and not absolute and that they can vary substantially depending upon the perception of the Investment Manager, the intention being at all times to seek to protect the interests of the Unit holders.			
As per SEBI Circular no. SEBI/HO/IMD/DF2/CIR/P/2021/024 dated March 4, 2021 and pursuant to clause 1.14.1.2.b of SEBI Master Circular dated May 19, 2023 Circular no. SEBI/HO/IMD/DF2/CIR/P/2021/024 dated March 4, 2021, as may be amended from time to time, such changes in the investment pattern will be for short term and for defensive consideration only.			
In the event of a change in the asset allocation, the fund manager will carry out portfolio rebalancing within 30 calendar days or such other timeline as may be prescribed by SEBI from time to time.			
Pursuant to clause 2.9 of SEBI Master Circular dated May 19, 2023 As per SEBI Circular no. SEBI/HO/IMD/IMD-II DOF3/P/ CIR/2022/39 dated March 30, 2022 and pursuant to clause 2.9 of SEBI Master Circular dated May 19, 2023, as may be amended/ clarified from time to time, in the event of change in the asset allocation due to passive breaches (occurrence of instances not arising out of omission and commission of the AMC), the fund manager is required to carry out portfolio rebalancing within 30 Business Days. In case the portfolio is not rebalanced within the period of 30 Business days, justification in writing, including details of efforts taken to rebalance the portfolio shall be placed before the Investment Committee. The Investment Committee, if it so desires, can extend the timeline for rebalancing up to sixty (60) Business days from the date of completion of the mandated rebalancing period. In case the portfolio of the scheme is not rebalanced within the aforementioned mandated plus extended timelines, the AMC shall follow the requirements specified under the aforesaid clause			

	including reporting the deviation to Trustees at each stage.
<b>Investment Strategy</b>	<p>Investment in equities will be made through secondary and primary markets predominantly in stocks of midcap companies (as defined by SEBI)</p> <p>In terms of SEBI circular, mid-cap companies is defined as 101-250 companies in terms of full market capitalization. Association of Mutual Funds in India (AMFI) will provide this data every six months as on the end of June and December of each year. Subsequent to any updation in the list, The Fund Management team will rebalance its portfolio (if required) in line with the updated list, within a period of one month.</p> <p>Fund will predominantly follow a bottom up strategy of stock selection, other aspects like asset allocation, sector allocation, and financial prospects of different companies within a sector shall also be considered.</p> <p>Notwithstanding the foregoing, the Trustees of the Fund may from time to time in its absolute discretion review and modify the investment pattern and strategy provided such modification is in accordance with SEBI Regulations.</p>
<b>Risk Profile of the scheme</b>	<p>Mutual Fund units involve investment risks including the possible loss of principal. Please read the SID carefully for details on risk factors before investment.</p> <p><b>Schemes Specific Risk Factors</b></p> <p><b>1. Risks associated with equity and equity related instruments:</b></p> <p>Equity and equity related instruments by nature are volatile and prone to price fluctuations on a daily basis due to macro and micro economic factors. The value of Equity and Equity Related Instruments may fluctuate due to factors affecting the securities markets such as volume and volatility in the capital markets, interest rates, currency exchange rates, changes in law/policies of the Government, taxation laws, political, economic or other developments, which may have an adverse impact on individual securities, a specific sector or all sectors. Consequently, the NAV of the Units issued under the Schemes may be adversely affected.</p> <p>Further, the Equity and Equity Related Securities are risk capital and are subordinate in the right of payment to other securities, including debt securities.</p> <p>Equity and Equity Related Instruments listed on the stock exchange carry lower liquidity risk; however the Schemes' ability to sell these investments is limited by the overall trading volume on the stock exchanges. In certain cases, settlement periods may be extended significantly by unforeseen circumstances. The inability of a Scheme to make intended securities purchases due to settlement problems could cause the Scheme to miss certain investment opportunities. Similarly, the inability to sell securities held in the Scheme's portfolio may result, at times, in potential losses to the Scheme, should there be a subsequent decline in the value of securities held in the Scheme's portfolio.</p> <p>The Schemes may invest in securities which are not listed on the stock exchanges. These securities may be illiquid in nature and carry a higher amount of liquidity risk, in comparison to securities that are listed on the stock exchanges or offer other exit options to the investor. The liquidity and valuation of the Scheme's investments due to its holdings of unlisted securities may be affected if they have to be sold prior to the target date of disinvestment.</p> <p><b>2. Risks associated with Fixed Income and Money Market Instruments:</b></p> <p><b>Price Risk/Interest Risk</b></p> <p>Fixed Income and Money Market Instruments carry price risk (also known as interest rate risk). Generally, when interest rates rise, prices of existing fixed income securities fall and when interest rate falls, the prices increase. In case of floating rate instruments, the general level of price risk is low (as compared to fixed rate instruments), however, these instruments are also subject to some amount of interest rate risk as the spread over the benchmark rate may change. Prices of long-term securities generally fluctuate more in response to interest rate changes than do short-term securities. Prices of bonds/money market instruments traded change frequently (up or down) which in turn leads to changes in the NAV of the scheme which holds such securities.</p> <p><b>Credit Risk</b></p> <p>Credit risk or default risk refers to the risk that the issuer of a fixed income security may default on interest payment or paying back the principal amount on maturity. In case of Government Securities, there is minimal credit risk. Lower rated or unrated securities carry a higher credit risk as compared to</p>

higher rated securities.

#### Liquidity or Marketability Risk

The ability of a fund to execute sale/purchase orders is dependent on the liquidity of the underlying securities. The primary measure of liquidity risk is the spread between the bid price and the offer price quoted by a dealer. The securities that are listed on the stock exchange carry lower liquidity risk, but the ability to sell these securities is limited by the overall trading volumes. Further, different segments of Indian financial markets have different settlement cycles and may be extended significantly by unforeseen circumstances.

#### Re-investment Risk

This refers to the risk that intermediate cash flows received from a security is re invested at a different rate than assumed at the time of purchase.

#### Prepayment Risk

Certain fixed income securities give an issuer a right to call back its securities before their maturity date. This right is generally exercised when interest rate has declined. The proceeds received when such right is exercised may get invested at lower yield as the interest rate have declined. This risk of deploying proceeds at lower rate is known as prepayment risk.

#### 3. **Risks associated with investments in Government Securities:**

The Government Securities Market is the largest and most liquid market in India, with the large participants being banks, non-banking finance companies, insurance companies and provident funds which are required by statutes to invest in Government securities. The government securities are being issued in a tenure starting from 3m upto 40 years at present. It is more liquid in nature because of large investor base as compared to corporate bonds. Since it is being issued over long tenure compared to corporate bonds, it carries higher interest rate risk on long tenure securities. Since the security is sovereign in nature, the credit risk is minimal.

#### 4. **Risks associated with Investing in Derivatives:**

Derivative products are leveraged instruments and can provide disproportionate gains as well as disproportionate losses to the investor. Execution of such strategies depends upon the ability of the Fund Manager to identify such opportunities. Identification and execution of the strategies to be pursued by a Fund Manager involve uncertainty and decision of a Fund Manager may not always be profitable. No assurance can be given that a Fund Manager will be able to identify or execute such strategies. The scheme may invest in Derivative and will allow a max exposure of 20% of the portfolio in Derivatives.

Derivative products are specialized instruments that require investment techniques and risk analysis different from those associated with stocks and bonds. The risks associated with the use of derivatives are different from or possibly greater than the risks associated with investing directly in securities and other traditional investments. Other risks include risk of mis- pricing or improper valuation and the inability of the derivative to correlate perfectly with underlying assets, rates and indices, illiquidity risk whereby a Scheme may not be able to sell or purchase derivative quickly enough at a fair price.

#### 5. **Risks associated with transactions in units through Stock Exchange Mechanism:**

In respect of transactions in Units of the Scheme through NSE and/ or BSE or any other recognized stock exchange, allotment and redemption of Units on any Business Day will depend upon the order processing/ settlement by NSE, BSE or such other exchange and their respective clearing corporations on which the Fund has no control. Further, transactions conducted through the stock exchange mechanism shall be governed by the operating guidelines and directives issued by NSE, BSE or such other recognized exchange in this regard.

#### 6. **Settlement Risk:**

Different segments of the Indian financial markets have different settlement periods, and such periods may be extended significantly by unforeseen circumstances. The inability of the Portfolio to make purchases in intended securities due to settlement problems could cause the Portfolio to miss certain investment opportunities.

#### 7. **Regulatory Risk:**

The value of the securities may be affected by uncertainties such as changes in government policies, changes in taxation, and other developments in the laws and regulations.

#### 8. **Risk Associated with Unlisted Securities:**

Securities which are not quoted on the stock exchanges are inherently illiquid in nature and carry a

larger liquidity risk in comparison with securities that are listed on the exchanges or offer other exit options to the investors, including put options. The AMC may choose to invest in unlisted domestic securities that offer attractive yields within the regulatory limit. This may however increase the risk of the portfolio. Additionally, the liquidity and valuation of the Scheme's investments due to its holdings of unlisted securities may be affected if they have to be sold prior to the target date of disinvestment.

**9. Risks associated with investing in Tri Party Repo through CCIL (TREPS):**

The mutual fund is a member of securities segment and Tri-party Repo trade settlement of the Clearing Corporation of India (CCIL). All transactions of the mutual fund in government securities and in Tri-party Repo trades are settled centrally through the infrastructure and settlement systems provided by CCIL; thus reducing the settlement and counterparty risks considerably for transactions in the said segments. CCIL maintains prefunded resources in all the clearing segments to cover potential losses arising from the default member. In the event of a clearing member failing to honour his settlement obligations, the default Fund is utilized to complete the settlement. The sequence in which the above resources are used is known as the "Default Waterfall". As per the waterfall mechanism, after the defaulter's margins and the defaulter's contribution to the default fund have been appropriated, CCIL's contribution is used to meet the losses. Post utilization of CCIL's contribution if there is a residual loss, it is appropriated from the default fund contributions of the non-defaulting members.

Thus the scheme is subject to risk of the initial margin and default fund contribution being invoked in the event of failure of any settlement obligations. In addition, the fund contribution is allowed to be used to meet the residual loss in case of default by the other clearing member (the defaulting member).

**For details on risk factors and risk mitigation measures, please refer SID.**

**Plans & Options**

The Scheme will offer two plans : Regular (Existing) Plan\* and Direct Plan

**Regular (Existing) Plan:** This Plan is for investors who wish to route their investment through a mutual fund distributor (MFD).

**Direct Plan** shall be available for such investment applications which are not routed through a distributor. All the features of the Direct Plan under Scheme like the investment objective, asset allocation pattern, investment strategy, risk factors, facilities offered, load structure etc. will be the same except for a lower expense ratio. Brokerage/Commission paid to distributors will not be paid / charged under the Direct Plan.

\*The nomenclature of Existing Plan changed to Regular Plan with effect from 12/06/2015.

**Default Plan**

Investors subscribing for units under Direct Plan of a Scheme should indicate 'Direct Plan' against the scheme name in the application form. Investors should also mention 'Direct' in the ARN column of the application form. The table showing various scenarios for treatment of application under 'Direct Plan' or 'Regular (Existing) Plan' is as follows:

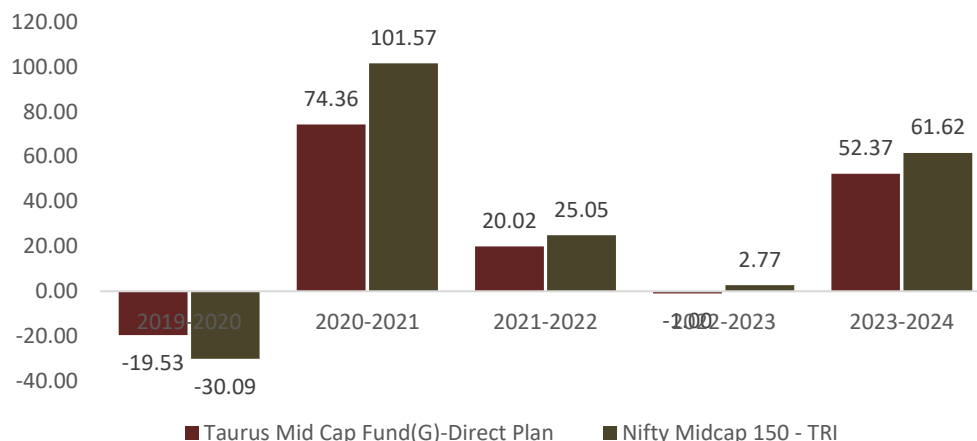
Scenario	Broker Code mentioned by the investor	Plan mentioned by the investor	Default Plan to be captured
1	Not mentioned	Not mentioned	Direct Plan
2	Not mentioned	Direct	Direct Plan
3	Not mentioned	Regular	Direct Plan
4	Mentioned	Direct	Direct Plan
5	Direct	Not Mentioned	Direct Plan
6	Direct	Regular	Direct Plan
7	Mentioned	Regular	Regular Plan

	8	Mentioned	Not Mentioned	Regular Plan	<p>In cases of wrong/ invalid/ incomplete ARN codes mentioned on the application form, the application 'shall be processed under Regular Plan. Taurus Asset Management Company Limited (TAMCO) shall contact and obtain the correct ARN code within 30 calendar days of the receipt of the application form from the investor/ distributor. In case, the correct code is not received within 30 calendar days, TAMCO shall reprocess the transaction under Direct Plan from the date of application without any exit load, if applicable.</p> <p><b>Default Option:</b> If the investor does not clearly specify the choice of Option at the time of investing, the default option will be treated as Growth. If the investor does not clearly specify the choice of Payout /Reinvestment within the IDCW Option, it will be treated as a Reinvestment sub-option.</p> <p>For detailed disclosure on default plans and options, kindly refer SAI</p>					
<p><b>Applicable NAV (after the scheme opens for subscriptions and redemptions)</b></p>	<p>The (Cut-off<sup>^*</sup>) timings for Subscriptions/ Redemptions &amp; Switches and Applicable NAV: All Purchase (inflow) transactions in Equity Funds</p>									
	Scheme Type	Amount	New Purchase / Additional Purchase / SIP							
			Application Time	Credit in Bank A/c (same day)						
	Equity Fund	Any Amount	Before 3.00 pm	Before 3.00 pm						
			Before 3.00 pm	After 3.00 pm						
			After 3.00 pm	Before 3.00 pm						
			After 3.00 pm	Before 3.00 pm						
	<p>All Redemption/ Switch Out / Systematic Transfer Out &amp; Switch In / Systematic Transfer In</p>									
	SWITCH OUT from EQUITY FUND									
	Switch Out / Redemption	Switch In / Purchase	Amount of Switch	Transaction Day						
	Equity Fund	Equity Fund	Any Amount	NAV Applicability						
				<table border="1"> <tr> <td data-bbox="1128 1570 1313 1641">Switch Out</td> <td data-bbox="1313 1570 1501 1641">Switch In</td> </tr> <tr> <td data-bbox="1128 1641 1313 1740">Business Day (T)</td> <td data-bbox="1313 1641 1501 1740">Day preceding the day of credit (T+2)</td> </tr> <tr> <td data-bbox="1128 1740 1313 1834">Business Day (T) (Friday or day preceding holiday)</td> <td data-bbox="1313 1740 1501 1834">Business Day (T) Day of credit (T+3)</td> </tr> </table>	Switch Out	Switch In	Business Day (T)	Day preceding the day of credit (T+2)	Business Day (T) (Friday or day preceding holiday)	Business Day (T) Day of credit (T+3)
Switch Out	Switch In									
Business Day (T)	Day preceding the day of credit (T+2)									
Business Day (T) (Friday or day preceding holiday)	Business Day (T) Day of credit (T+3)									
<p><b>Minimum Application Amount/ Number of Units</b></p>	<p><b>Minimum Amount for Purchase/ Switch in</b></p>	<p>₹ 500 and in multiples of ₹ 1 thereafter</p> <p>Exception – Designated Employees of Taurus Mutual Fund, in line with SEBI Circular no. SEBI/ HO/ IMD/IMD-I/DOF5/P/CIR/2021/553 Dated Apr 28, 2021 AND SEBI Circular no. SEBI/HO/IMD/IMD-I/DOF5/P/CIR/2021/629 Dated Sept 20, 2021 and pursuant to clause 6.10 of SEBI Master Circular dated May 19,</p>								

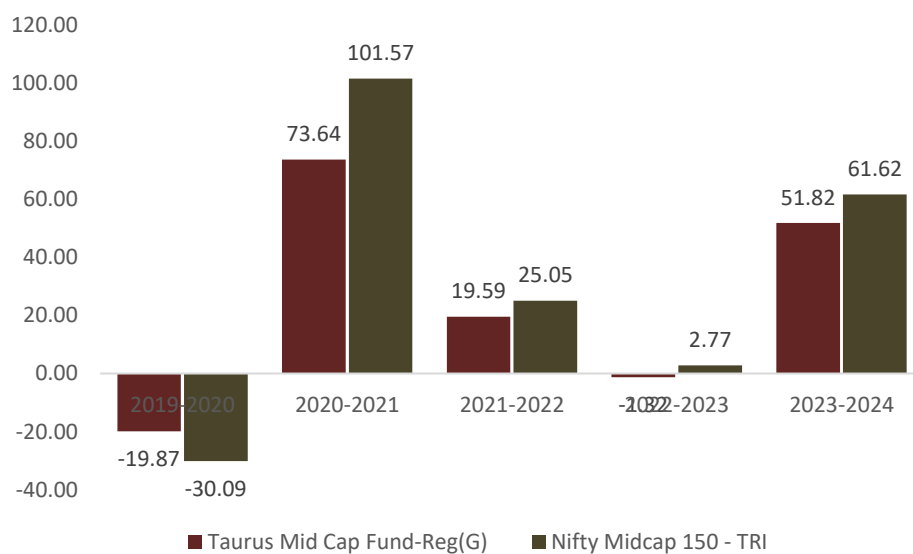
	2023.
<b>Additional Amount for Purchase/Subsequent Switch in</b>	₹ 500 and in multiples of ₹ 1 thereof  Exception – Designated Employees of Taurus Mutual Fund, in line with SEBI Circular no. SEBI/ HO/ IMD/IMD-I/DOF5/P/CIR/2021/553 Dated Apr 28, 2021 AND SEBI Circular no. SEBI/HO/IMD/IMD-I/DOF5/P/CIR/2021/629 Dated Sept 20, 2021.
<b>Minimum Redemption/switch out amount</b>	The redemptions can be for any amount or any number of units, subject to the minimum balance in Rupees, which is required to be maintained in the account, at the time of the redemption.
<b>Despatch of Repurchase (Redemption) Request</b>	Within 3 working days of the receipt of the redemption request at the authorised centre of the Mutual Fund.
<b>Benchmark Index (Tier I)</b>	<b>Nifty Midcap 150 TRI</b>
<b>Distribution Policy (i.e. Dividend Policy)</b>	<p>As per SEBI Circular SEBI/HO/IMD/DF3/CIR/P/2020/194 dtd Oct 5, 2020 – it is important for investors to note that under the “Dividend” option (renamed as IDCW w.e.f. Apr 1, 2021) certain portion of your capital (equalization reserve) can be distributed as Dividend. To understand this further, please note that when units are sold, and sale price (NAV) is higher than face value of the unit, a portion of sale price that represents realized gains shall be credited to an Equalization Reserve Account &amp; which can be used to pay dividend.</p> <p>Under the IDCW Plan of the schemes, it is proposed to declare IDCWs subject to availability of distributable profits, as computed in accordance with SEBI Regulations.</p> <p>IDCWs, if declared, will be paid (subject to deduction of tax at source, if any) to those Unitholders whose names appear in the Register of Unitholders on the notified record date.</p> <p>However, it must be distinctly understood that the actual declaration of IDCW and the frequency thereof will inter-alia, depend on the availability of distributable profits as computed in accordance with SEBI Regulations and pursuant to clause 11.6.1 of SEBI Master Circular dated May 19, 2023) . The decision of the Trustee in this regard shall be final. There is no assurance or guarantee to Unitholders as to the rate of IDCW distribution nor will that IDCWs be paid regularly. In order to be a Unitholder, an Investor has to be allotted units against receipt of clear funds by the Scheme. On payment of IDCWs, the NAV will stand reduced by the amount of IDCW and IDCW tax (if applicable) paid.</p> <p>If the Fund declares IDCW under a Scheme:</p> <ul style="list-style-type: none"> <li>• The IDCW warrants shall be dispatched to the Unit holders within 7 working days from the record date.</li> <li>• The IDCW proceeds will be paid by way of ECS / EFT / NEFT / RTGS /Direct credits / any other electronic manner if sufficient banking account details of the investor are available with Mutual Fund</li> <li>• In case of specific request for IDCW by warrants or unavailability of sufficient details with the Mutual Fund, the IDCW will be paid by warrant and payments will be made in favour of the Unit holder (registered holder of the Units or, if there are more than one registered holder, only to the first registered holder) with bank account number furnished to the Mutual Fund.</li> </ul> <p><b>Reinvestment of IDCW Below the Threshold Amount:</b></p> <p>If the IDCW amount payable to the unit holders under the IDCW payout option of the aforesaid Schemes/Plans is less than the threshold limit of Rs.250, then such amount will be compulsorily and automatically reinvested in the respective Schemes/Plans,.</p> <p>The IDCW distributed (net of tax deducted at source, whenever applicable) for an amount equal to or less than the threshold limit will be reinvested in the Scheme/ Plan by issuing additional Units of the</p>

	Scheme at the prevailing ex-IDCW Net Asset Value o the record date. There shall be no exit load on the IDCW so invested. The IDCW so reinvested shall constitute a constructive payment of IDCW to the Unitholders and a constructive receipt of the same amount from each Unit Holder for reinvestment inUnits.																															
<b>Name of the Fund Manager</b>	Mr. Anuj Kapil																															
<b>Name of the Trustee Company</b>	Taurus Investment Trust Company Limited																															
<b>Performance of the scheme</b>	<p><b>Taurus Mid Cap Fund (formerly known as Taurus Discovery (Midcap) Fund) – Regular Plan (Growth Option)</b></p> <table border="1"> <thead> <tr> <th>Compounded Annualized Returns</th> <th>Scheme Returns %</th> <th>#Benchmark Returns %</th> </tr> </thead> <tbody> <tr> <td>Returns for the last 1 years</td> <td>43.55%</td> <td>53.82%</td> </tr> <tr> <td>Returns for the last 3 years</td> <td>21.24%</td> <td>26.69%</td> </tr> <tr> <td>Returns for the last 5 years</td> <td>22.25%</td> <td>25.60%</td> </tr> <tr> <td>Returns since inception</td> <td>8.64%</td> <td>0.00%</td> </tr> </tbody> </table> <p><b>Past performance may or may not be sustained in the future</b>  Inception Date : 5th September 1994  # Nifty Midcap 150 TRI</p> <p><b>Taurus Mid Cap Fund (formerly known as Taurus Discovery (Midcap) Fund) – Direct Plan (Growth Option)</b></p> <table border="1"> <thead> <tr> <th>Compounded Annualized Returns</th> <th>Scheme Returns %</th> <th>#Benchmark Returns %</th> </tr> </thead> <tbody> <tr> <td>Returns for the last 1 years</td> <td>44.08%</td> <td>53.82%</td> </tr> <tr> <td>Returns for the last 3 years</td> <td>21.67%</td> <td>26.69%</td> </tr> <tr> <td>Returns for the last 5 years</td> <td>22.71%</td> <td>25.60%</td> </tr> <tr> <td>Returns since inception</td> <td>18.56%</td> <td>20.03%</td> </tr> </tbody> </table> <p><b>Past performance may or may not be sustained in the future</b>  Inception Date : 1st January 2013  # Nifty Midcap 150 TRI</p> <p><b>Absolute Returns for each financial year:</b>  <b>Direct Plan :</b></p>		Compounded Annualized Returns	Scheme Returns %	#Benchmark Returns %	Returns for the last 1 years	43.55%	53.82%	Returns for the last 3 years	21.24%	26.69%	Returns for the last 5 years	22.25%	25.60%	Returns since inception	8.64%	0.00%	Compounded Annualized Returns	Scheme Returns %	#Benchmark Returns %	Returns for the last 1 years	44.08%	53.82%	Returns for the last 3 years	21.67%	26.69%	Returns for the last 5 years	22.71%	25.60%	Returns since inception	18.56%	20.03%
Compounded Annualized Returns	Scheme Returns %	#Benchmark Returns %																														
Returns for the last 1 years	43.55%	53.82%																														
Returns for the last 3 years	21.24%	26.69%																														
Returns for the last 5 years	22.25%	25.60%																														
Returns since inception	8.64%	0.00%																														
Compounded Annualized Returns	Scheme Returns %	#Benchmark Returns %																														
Returns for the last 1 years	44.08%	53.82%																														
Returns for the last 3 years	21.67%	26.69%																														
Returns for the last 5 years	22.71%	25.60%																														
Returns since inception	18.56%	20.03%																														





**Regular Plan :**



**Additional Scheme Related Disclosures**

- i. Scheme’s portfolio holdings (top 10 holdings) by issuer and fund allocation towards various sector – <https://taurusmutualfund.com/statutory-disclosures-latest-updates>
- ii. Scheme’s Portfolio turnover ratio is 1.17 times as on May 31, 2024

**Expenses of the Scheme**

**a. Load Structure**  
 Exit Load is an amount which is paid by the investor to redeem the units from the scheme. Load amounts are variable and are subject to change from time to time. For the current applicable structure, please refer to the website of the AMC [www.taurusmutualfund.com](http://www.taurusmutualfund.com) or may call at 1800 108 1111 or your distributor.  
 Load amounts are variable and are subject to change from time to time.

Type of Load	Load chargeable (as %age of NAV)
Exit	0.5%, if exited on or before 7 days <sup>^</sup> ; Nil if exited after 7 days <sup>^</sup>

<sup>^</sup>from the date of allotment  
 Switch : Switch to any other scheme (Equity) - As

	<p>applicable in Switch Out (From) Scheme</p> <p><b>b. Recurring Expenses</b></p> <p><b>Estimated annual recurring expenses [% per annum of daily net assets]</b></p> <table border="1"> <thead> <tr> <th>Daily Net Assets (₹)</th> <th>Total Expense Ratio Limit for Equity Oriented Schemes</th> </tr> </thead> <tbody> <tr> <td>First 500 crores</td> <td>2.250%</td> </tr> <tr> <td>Next 250 crores</td> <td>2.00%</td> </tr> <tr> <td>Next 1250 crores</td> <td>1.75%</td> </tr> <tr> <td>Next 3000 Crores</td> <td>1.60%</td> </tr> <tr> <td>Next 5000 Crores</td> <td>1.50%</td> </tr> <tr> <td>Next 40000 Crores</td> <td>Total Expense ratio reduction of 0.05% for every increase of ₹ 5000 crores of daily net asset or part thereof.</td> </tr> <tr> <td>Balance Assets</td> <td>1.05%</td> </tr> </tbody> </table> <p><b>Actual expenses for the previous financial year 2023-24:</b>  <b>Total recurring expense as a % to daily net assets :</b></p> <table border="1"> <tbody> <tr> <td>• Regular Plan -</td> <td>2.57</td> </tr> <tr> <td>• Direct Plan -</td> <td>2.21</td> </tr> </tbody> </table> <p>The maximum limit of recurring expenses that can be charged to the Scheme would be as per Regulation 52 of the SEBI (MF) Regulation, 1996. Investors are requested to read “Section- Annual Scheme Recurring Expenses” in the SID.</p>	Daily Net Assets (₹)	Total Expense Ratio Limit for Equity Oriented Schemes	First 500 crores	2.250%	Next 250 crores	2.00%	Next 1250 crores	1.75%	Next 3000 Crores	1.60%	Next 5000 Crores	1.50%	Next 40000 Crores	Total Expense ratio reduction of 0.05% for every increase of ₹ 5000 crores of daily net asset or part thereof.	Balance Assets	1.05%	• Regular Plan -	2.57	• Direct Plan -	2.21
Daily Net Assets (₹)	Total Expense Ratio Limit for Equity Oriented Schemes																				
First 500 crores	2.250%																				
Next 250 crores	2.00%																				
Next 1250 crores	1.75%																				
Next 3000 Crores	1.60%																				
Next 5000 Crores	1.50%																				
Next 40000 Crores	Total Expense ratio reduction of 0.05% for every increase of ₹ 5000 crores of daily net asset or part thereof.																				
Balance Assets	1.05%																				
• Regular Plan -	2.57																				
• Direct Plan -	2.21																				
<b>Tax treatment for the Investors (unitholders)</b>	Investors are advised to refer to the details in the Statement of Additional Information and also independently refer to his/her tax advisor.																				
<b>Daily Net Asset Value (NAV) Publication</b>	The NAV will be calculated on all Business Days. The AMC will prominently disclose the NAVs under a separate head on the website of the Fund <a href="http://www.taurusmutualfund.com">www.taurusmutualfund.com</a> . and on the website of Association of Mutual Funds in India (AMFI). Investor may write to AMC on <a href="mailto:customercare@taurusmutualfund.com">customercare@taurusmutualfund.com</a> for availing facility of receiving the latest NAVs through SMS.																				
<b>For Investor Grievances, please contact</b>	<p>• <b>Contact details for general service requests and complaint resolution:</b>  <b>Ms. Additi Bhardwaj (Grievance Redressal Officer)</b>  Taurus Asset Management Co. Ltd.  2nd Floor, Plot No. 31, Echelon  Institutional Area, Sector – 32,  Gurugram, Haryana – 122001  Telephone No. 0124 4531500  Email: <a href="mailto:customercare@taurasmutualfund.com">customercare@taurasmutualfund.com</a></p> <p><b>Registrar</b>  Kfin Technologies Ltd.  (Formerly known as Karvy Fintech Pvt. Ltd.)  Unit: Taurus Mutual Fund  1st Floor, Karvy Selenium Tower B,</p>																				

	<p>Plot No 31 &amp; 32, Financial District, Nanakramguda, Serilingampally Mandal, Hyderabad – 500032. Phone: 040 – 7961 1000 Email: <a href="mailto:customercare@taurusmutualfund.com">customercare@taurusmutualfund.com</a></p> <p>For any grievances with respect to transactions through stock exchange mechanism, Unit Holders must approach either their stock broker or the investor grievance cell of the respective stock exchange.</p>
<p><b>Unitholders' Information</b></p>	<p><b><u>Account Statements</u></b> <b><u>For normal transactions (other than SIP/STP) during ongoing sales and repurchase:</u></b> The AMC shall inform the investor whose application (other than SIP/STP) has been accepted, via email/SMS, specifying the number of units allotted within 5 working days from the date of transaction. For those unitholders who have provided an e-mail address, the AMC will send the account statement by email.</p> <ul style="list-style-type: none"> <li>• The unitholder may request for a physical account statement by writing/calling the AMC/ISC/R&amp;T.</li> </ul> <p><b><u>For SIP / STP transactions:</u></b></p> <ul style="list-style-type: none"> <li>• Account Statement for SIP and STP will be despatched once every quarter ending March, June, September and December within 10 working days of the end of the respective quarter.</li> <li>• A soft copy of the Account Statement shall be mailed to the investors under SIP/STP to their e-mail address on a monthly basis, if so mandated.</li> <li>• However, the first Account Statement under SIP/STP shall be issued within 10 working days of the initial investment/transfer.</li> </ul> <p><b><u>Half Yearly Account Statement:</u></b></p> <ul style="list-style-type: none"> <li>• The Mutual Funds shall provide the Account Statement to the Unitholders who have not transacted during the last six months prior to the date of generation of account statements. The Account Statement shall reflect the latest closing balance and value of the Units prior to the date of generation of the account statement.</li> <li>• Alternately, soft copy of the account statements shall be mailed to the investors' e-mail address, instead of physical statement, if so mandated.</li> </ul> <p><b><u>Consolidated Account Statement</u></b> Common Account Statement for each calendar month would be sent to the investor/s those who have transacted during the month. The investor whose transaction** has been accepted by the AMC/Mutual Fund shall receive the following:</p> <p>(I) On acceptance of the application for subscription, an allotment confirmation specifying the number of units allotted by way of email and/or SMS within 5 Business Days from the date of receipt of transaction request will be sent to the Unit holders registered e-mail address and/or mobile number.</p> <p>(ii) Thereafter, a consolidated account statement (CAS)^ for each calendar month to the Unit holder(s) in whose folio(s) transaction**(s) has/have taken place during the month on or before 15th of the succeeding month shall be sent by mail/e-mail.</p> <p>^Consolidated Account Statement (CAS) shall contain details relating to all the transactions** carried out by the investor across all schemes of all mutual funds during the month and holding at the end of the month including transaction charges paid to the distributor.</p> <p>**The word 'transaction' shall include purchase, redemption, switch, IDCW payout, IDCW reinvestment, systematic investment plan, systematic withdrawal plan, and systematic transfer plan and bonus transactions.</p> <p>(iii) For the purpose of sending CAS, common investors across mutual funds shall be identified by their Permanent Account Number (PAN).</p> <p>(iv) In case of a specific request received from the Unit holders, the AMC/Fund will provide the account statement to the investors within 5 Business Days from the receipt of such request.</p> <p>(v) In the event the account has more than one registered holder, the first named Unit holder shall receive the CAS/account statement.</p> <p>(vi) The CAS shall not be received by the Unit holders for the folio(s) not updated with PAN details. The Unit holders are therefore requested to ensure that the folio(s) are updated with their PAN.</p>

Further, the CAS detailing holding across all schemes of all mutual funds at the end of every six months (i.e. September/ March), shall be sent by mail/e-mail on or before 21st day of succeeding month, to all such Unit holders in whose folios no transaction has taken place during that period. The half yearly consolidated account statement will be sent by e-mail to the Unit holders whose e-mail address is available, unless a specific request is made to receive in physical.

The statement of holding of the beneficiary account holder for units held in demat will be sent by the respective DPs periodically.

Investors are requested to note the following (effective from 02/07/2012):

(a) The Consolidated Account Statement (CAS) for each calendar month will be issued on or before 15th day of succeeding month to the investors who have provided valid PAN. Physical account statements will not be sent to the investors after every financial transaction including systematic transaction. Further CAS will be sent via e-mail where any of the folios consolidated has an e-mail id or to the e-mail id of the first unit holder as per KYC records.

(b) In case of a New Fund Offer (NFO) or ongoing transaction, the AMC shall send confirmation specifying the number of units allotted to the applicant by way of an e-mail/and/or SMS's to the investor's registered address and/or mobile number not later than 5 business days from the date of closure of the NFO or transaction date. (c) In case of a specific request received from the unit holder, the AMC shall provide the account statement to the investor within 5 business days from the receipt of such request.

Applicable for unit holders having a Demat Account

With a view to create one record for all financial assets of every individual, SEBI vide its Circular no. CIR/MRD/DP/31/2014 dated November 12, 2014 enabled a single consolidated view of the investments of an investor in Mutual Funds (MF) and securities held in demat form with the Depositories.

In accordance with the above, the following shall be applicable for unit holders having a Demat Account:

- Investors having Mutual Fund investments and holding securities in demat account shall receive a single Consolidated Account Statement from the Depository.
- Consolidation of account statement shall be done on the basis of PAN. In case of multiple holding, it shall be the PAN of the first holder and pattern of holding. The CAS shall be generated on a monthly basis.
- If there is any transaction in any of the demat accounts of the investor or in any of his mutual fund folios, depositories shall send the CAS within ten days from the month end. In case there is no transaction in any of demat accounts or mutual fund folios then CAS with holding details shall be sent to the investor on half yearly basis.

The unit holders who do not have Demat Account shall continue to receive the Consolidated Account Statements (CAS) as per the existing practice.

Pursuant to SEBI vide its Circular No. SEBI/HO/IMD/DF2/CIR/P/2016/89 dated September 20, 2016 (modified via Circular No. SEBI/HO/IMD/DF2/CIR/P/2018/137 dated Oct 22, 2018) the following additional disclosures will be provided in the CAS issued to investors:

1. Total purchase value / cost of investment in each scheme.
2. The amount of actual commission paid by AMCs/ Fund to distributors during the half-year period
3. The scheme's average Total Expense Ratio (in percentage terms, along with the break-up between Investment & Advisory Fees) & Other expenses for the half-year period for each scheme's applicable plan (regular or direct or both) where the concerned investor has actually invested in.
4. Half-yearly CAS shall be issued to all Fund investors, excluding those investors who do not have any holdings in Fund schemes and where no commission against their investment has been paid to distributors, during the concerned half-year period.

#### **Monthly / Half - Yearly Portfolio Disclosures**

Monthly Average Assets Under Management(AAUM) of all schemes, as on the last day of the month will be disclosed on the website of the Fund ([www.taurusmutualfund.com](http://www.taurusmutualfund.com)) on or before 7 working days of the following month.

The AMC shall disclose portfolio (along with ISIN, Scheme & Index Riskometer AND Scheme Vs Index Performance) in a user friendly & downloadable spreadsheet format, as on the last day of the month/half year for the scheme(s) on its website [www.taurusmutualfund.com](http://www.taurusmutualfund.com) and on the website of AMFI [www.amfiindia.com](http://www.amfiindia.com) within 10 days from the close of each month/half year.

In case of unitholders whose email addresses are registered with Taurus Mutual Fund, the AMC shall send via email both the monthly and half yearly statement of scheme portfolio within 10 days from the close of each month/half year respectively.

The AMC shall publish an advertisement every half-year, in the all India edition of at least two daily newspapers, one each in English and Hindi, disclosing the hosting of the half yearly statement of the schemes portfolio on the AMCs website [www.taurusmutualfund.com](http://www.taurusmutualfund.com) and on the website of AMFI ([www.amfiindia.com](http://www.amfiindia.com)). The AMC shall provide physical copy of the statement of scheme portfolio without any cost, on specific request received from a unitholder.

**Half yearly Results**

The Fund will before the expiry of one month from the close of each half-year (i.e., 31st March and 30th September), send to all unitholders a complete statement of its scheme portfolio or publish the statement of scheme portfolio by way on advertisement, in one English daily circulating in the whole of India and in a newspaper published in the language of the region where the head office of the mutual fund is situated.

The Fund and Asset Management Company shall before the expiry of one month from the close of each half year that is on 31st March and on 30th September upload the unaudited half yearly financial results on the website of the Fund ([www.taurusmutualfund.com](http://www.taurusmutualfund.com)) . A notice announcing the availability of the same on the website will be published in one national English daily newspaper and in a regional newspaper published in the language of the region where the Head Office of the mutual fund is situated.

**Annual Report**

The Scheme wise annual report or abridged summary thereof shall be provided to all Unitholders not later than four months (or such other period as may be specified by SEBI from time to time) from the date of closure of the relevant accounting year (i.e. 31 st March each year). Scheme wise annual report shall be displayed on the website of the AMC ([www.taurusmutualfund.com](http://www.taurusmutualfund.com)) and Association of Mutual Funds in India ([www.amfiindia.com](http://www.amfiindia.com)). In case of unitholders whose email addresses are available with the Mutual Fund, the scheme annual reports or abridged summary would be sent only by email. The AMC shall provide a physical copy of scheme annual report or abridged summary without charging any cost, upon receipt of a specific request from the unitholders, irrespective of registration of their email addresses. The same will also be available at our Registered Office & Head Office.

The AMC shall publish an advertisement every year, in the all India edition of at least two daily newspapers, one each in English and Hindi, disclosing the hosting of the scheme wise annual report on the AMC website ([www.taurusmutualfund.com](http://www.taurusmutualfund.com)) and on the website of AMFI ([www.amfiindia.com](http://www.amfiindia.com)).