
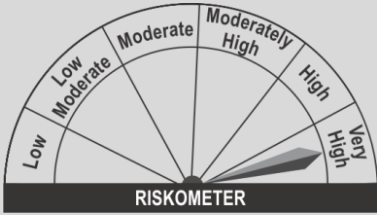


KEY INFORMATION MEMORANDUM

TAURUS NIFTY 50 INDEX FUND

(An Open ended scheme replicating / tracking Nifty 50 Index)

Product labelling

This product is suitable for Investors who are seeking*	Scheme Risk-o-Meter	Benchmark Risk-o-Meter
<ul style="list-style-type: none"> Long term capital appreciation <p>Investment in equity & equity related instruments of companies from Banking & Financial sector</p>		
	Investors understand that their principal will be at very high risk	As per AMFI Tier I Benchmark i.e Nifty 50 TRI

*Investors should consult their financial advisers if in doubt about whether the product is suitable for them.

Continuous Offer for Units at NAV based prices

Name of Mutual Fund (Mutual Fund)	Taurus Mutual Fund
Name of Asset Management Company (AMC)	Taurus Asset Management Company Limited (CIN:U67190MH1993PLC073154)
Name of Trustee Company (Trustee)	Taurus Investment Trust Company Limited (CIN: U65990MH1993PLC072984)
Addresses of the entities	3 rd Floor, 301-304, AML Centre- 2, 8, Mahal Industrial Estate, Mahakali Caves Road, Andheri (East), Mumbai - 400093. AMC Address: 2nd Floor, Plot No 31, Echelon Institutional Area, Sector 32, Gurgaon-122001.
Website of the entity :	www.taurusmutualfund.com

This Key Information Memorandum (KIM) sets forth the information, which a prospective investor ought to know before investing. For further details of the Scheme/Mutual Fund, due diligence certificate by the AMC, Key Personnel, investors' rights & services, risk factors, penalties & pending litigations etc. investors should, before investment, refer to the Scheme Information Document and Statement of Additional Information available free of cost at any of the Investor Service Centres or distributors or from the website www.taurusmutualfund.com.

The Scheme particulars have been prepared in accordance with Securities and Exchange Board of India (Mutual Funds) Regulations 1996 (SEBI (MF) Regulations), as amended till date, and filed with Securities and Exchange Board of India (SEBI). The units being offered for public subscription have not been approved or disapproved by SEBI, nor has SEBI certified the accuracy or adequacy of this KIM.

This KIM is dated **June 26, 2024**

Nifty 50 TRI Related Disclaimers

(I) "The Product(s) are not sponsored, endorsed, sold or promoted by India Index Services & Products Limited ("IISL"). IISL does not make any representation or warranty, express or implied, to the owners of the Product(s) or any member of the public regarding the advisability of investing in securities generally or in the Product(s) particularly or the ability of the Nifty 50 TRI to track general stock market performance in India. The relationship of IISL with the Licensee is only in respect of the licensing of the indices and certain trademarks and trade names associated with such indices which

is determined, composed and calculated by IISL without regard to the Licensee or the Product(s). IISL does not have any obligation to take the needs of the Licensee or the owners of the Product(s) into consideration in determining, composing or calculating the Nifty 50 TRI. IISL is not responsible for has participated in the determination of the timing of, prices at, or quantities of the Product(s) to be issued or in the determination or calculation of the equation by which the Product(s) is to be converted into cash. IISL has no obligation or liability in connection with the administration, marketing or trading of the Product(s)".

(II) (ii) "IISL does not guarantee the accuracy and/or the completeness of the Nifty 50 TRI or any data included therein and IISL shall have not have any responsibility or liability for any errors, omissions, or interruptions therein. IISL does not make any warranty, express or implied, as to results to be obtained by the Licensee, owners of the Product(s), or any other person or entity from the use of the Nifty 50 TRI or any data included therein. IISL makes no express or implied warranties or merchantability or fitness for a particular purpose or use with respect to the Index or any data included therein. Without limiting any of the foregoing, IISL expressly disclaim any and all liability for any claims, damages or losses arising out of or related to the Product(s), including any and all direct, special, punitive, indirect, or consequential damages (including lost profits), even if notified of the possibility of such damages".

An investor, by subscribing or purchasing an interest in the Product(s), will be regarded as having acknowledged, understood and accepted the disclaimer referred to in Clauses above and will be bound by it".

Investment objective	To replicate the Nifty 50 Index by investing in securities of Nifty 50 Index in the same proportion/weightage. There is no assurance that the investment objective of the Scheme will be achieved																						
Asset Allocation Pattern of the Scheme	Under normal circumstances, the Scheme's investments will be as under:																						
	Instruments	Indicative allocations (% of total assets)																					
		Minimum	Maximum																				
	Securities covered by the Nifty	95%	100%																				
	Cash, Debt & Money Market Instruments	0%	5%																				
	<p>The net assets of the Scheme will be invested predominantly in stocks constituting the Nifty 50 and / or in exchange traded derivatives on the Nifty 50. This would be done by investing in almost all the stocks comprising the Nifty 50 in approximately the same weightage that they represent in the Nifty 50 and / or investing in derivatives including futures contracts and options contracts on the Nifty 50. A small portion of the net assets will be invested in money market instruments permitted by SEBI/RBI including call money market or in alternative investment for the call money market as may be provided by the RBI, to meet the liquidity requirements of the Scheme.</p> <p>In addition to the above, the scheme will not take</p> <ol style="list-style-type: none"> 1) Any leveraged position 2) Total investments including in equity, other securities and gross exposure to derivatives if any shall not exceed the net assets under management of the Scheme. <p>Indicative Table (Actual instrument/percentages may vary subject to applicable SEBI circulars)</p> <table border="1"> <thead> <tr> <th>Sr. No</th> <th>Type of Instrument</th> <th>Percentage of Exposure</th> <th>Circular References</th> </tr> </thead> <tbody> <tr> <td>1.</td> <td>Derivatives</td> <td>Investments in Derivatives – upto 20% of the net assets of the Scheme</td> <td>Paragraph 12.25 of SEBI Master Circular dated May 19, 2023.</td> </tr> <tr> <td>2.</td> <td>Short term deposits of scheduled commercial banks</td> <td>Pending deployment of funds of the scheme in terms of investment objective of the Scheme, the Mutual Fund can invest the funds of the scheme in the defined money market instruments instead of short term deposits of scheduled commercial banks. (Pursuant to clause 17.16 of SEBI Master Circular dated May 19, 2023)</td> <td>Clause 17.16 of SEBI Master Circular dated May 19, 2023</td> </tr> <tr> <td>3.</td> <td>Foreign instruments/ Securities</td> <td>The Scheme will not make any investments in foreign instruments/ Securities</td> <td>-</td> </tr> <tr> <td>4.</td> <td>Securities Lending & Short Selling</td> <td>Subject to the SEBI (MF) Regulations and in accordance with Securities Lending Scheme, 1997, SEBI Circular No MFD/</td> <td>Clause 12.11 of SEBI Master Circular dated May 19, 2023</td> </tr> </tbody> </table>			Sr. No	Type of Instrument	Percentage of Exposure	Circular References	1.	Derivatives	Investments in Derivatives – upto 20% of the net assets of the Scheme	Paragraph 12.25 of SEBI Master Circular dated May 19, 2023.	2.	Short term deposits of scheduled commercial banks	Pending deployment of funds of the scheme in terms of investment objective of the Scheme, the Mutual Fund can invest the funds of the scheme in the defined money market instruments instead of short term deposits of scheduled commercial banks. (Pursuant to clause 17.16 of SEBI Master Circular dated May 19, 2023)	Clause 17.16 of SEBI Master Circular dated May 19, 2023	3.	Foreign instruments/ Securities	The Scheme will not make any investments in foreign instruments/ Securities	-	4.	Securities Lending & Short Selling	Subject to the SEBI (MF) Regulations and in accordance with Securities Lending Scheme, 1997, SEBI Circular No MFD/	Clause 12.11 of SEBI Master Circular dated May 19, 2023
Sr. No	Type of Instrument	Percentage of Exposure	Circular References																				
1.	Derivatives	Investments in Derivatives – upto 20% of the net assets of the Scheme	Paragraph 12.25 of SEBI Master Circular dated May 19, 2023.																				
2.	Short term deposits of scheduled commercial banks	Pending deployment of funds of the scheme in terms of investment objective of the Scheme, the Mutual Fund can invest the funds of the scheme in the defined money market instruments instead of short term deposits of scheduled commercial banks. (Pursuant to clause 17.16 of SEBI Master Circular dated May 19, 2023)	Clause 17.16 of SEBI Master Circular dated May 19, 2023																				
3.	Foreign instruments/ Securities	The Scheme will not make any investments in foreign instruments/ Securities	-																				
4.	Securities Lending & Short Selling	Subject to the SEBI (MF) Regulations and in accordance with Securities Lending Scheme, 1997, SEBI Circular No MFD/	Clause 12.11 of SEBI Master Circular dated May 19, 2023																				

			<p>CIR/01/047/99 dated February 10, 1999, SEBI Circular no. SEBI/IMD/CIR No 14/187175/2009 dated December 15, 2009 and framework for short selling and borrowing and lending of securities notified by SEBI vide circular No MRD/DoP/SE/Dep/ Cir-14/2007 dated December 20, 2007, as may be amended from time to time, the Scheme seeks to engage in Stock Lending.(Pursuant to clause 12.11 of SEBI Master Circular dated May 19, 2023). The AMC shall adhere to the following limits should it engage in Stock Lending.</p> <ol style="list-style-type: none"> 1. Not more than 20% of the net assets of the Scheme can be deployed in Stock Lending. 2. Not more than 5% of the net assets of the Scheme can be deployed in Stock Lending to any single approved intermediary, i.e the limit of 5% will be at broker level. <p>The Mutual Fund may not be able to sell such lent out securities and this can lead to temporary illiquidity</p>		
<p>Change in Investment Pattern/ Portfolio Rebalancing</p> <p>As per SEBI Circular no. SEBI/HO/IMD/DF2/CIR/P/2021/024 dated March 4, 2021, the Fund Manager, may deviate from the above investment pattern for short term period on defensive considerations. The same will be rebalanced within 7 Business Days and further action may be taken as specified under SEBI Circulars/ AMFI guidelines issued from time to time.</p> <p>As per SEBI Circular dated May 23, 2022, portfolio with residual maturity of greater than 5 years shall be considered to be replicating the index if, the deviation in duration is either +/- 6 months or +/- 10% of duration, whichever is higher. However, at no point of time, the residual maturity of the security forming part of the portfolio shall be beyond the target maturity date of the Scheme.</p> <p>Post any transactions undertaken in the scheme portfolio, in order to meet the redemption and subscription obligations, it shall be ensured that replication of the portfolio with the index is maintained at all points of time, subject to permissible deviations.</p> <p>Further, the AMC would monitor that the annualized tracking difference averaged over one year period does not exceed 1.25%. In case the average annualized tracking difference over one year period for the Scheme is higher than 1.25%, the same shall be brought to the notice of trustees with corrective actions taken by the AMC, if any.</p>					

Investment Strategy	<p>Equity : The scheme will be managed passively with investments in stocks in a proportion that is as close as possible to the weightages of these stocks in the Nifty 50. The investment strategy would revolve around reducing the tracking error to the least possible through rebalancing of the portfolio taking into account the change in weights of stocks in the index as well as the incremental collections/redemptions from the Scheme. It is proposed to manage the risks by placing limit orders for basket trades and other trades, proactive follow-up with the service providers for daily change in weights in the Nifty 50 as well as monitor daily inflows and outflows to and from the Fund closely. While these measures are expected to mitigate the above risks to a large extent, there can be no assurance that these risks would be completely eliminated</p> <p>Debt & Money Market instruments: The domestic debt markets are developing & maturing fast with the introduction of new instruments including derivatives. The actual percentage of investment in various fixed income securities would be decided from time to time.</p>
Risk Profile of the scheme	<p>Mutual Fund units involve investment risks including the possible loss of principal. Please read the SID carefully for details on risk factors before investment.</p> <p>The Scheme specific risk factors are summarized as follows:</p> <p>1. Risks associated with equity and equity related instruments: Equity and equity related instruments by nature are volatile and prone to price fluctuations on a daily basis due to macro and micro economic factors. The value of Equity and Equity Related Instruments may fluctuate due to factors affecting the securities markets such as volume and volatility in the capital markets, interest rates, currency exchange rates, changes in law/policies of the Government, taxation laws, political, economic or other developments, which may have an adverse impact on individual securities, a specific sector or all sectors. Consequently, the NAV of the Units issued under the Schemes may be adversely affected. Further, the Equity and Equity Related Securities are risk capital and are subordinate in the right of payment to other securities, including debt securities. Equity and Equity Related Instruments listed on the stock exchange carry lower liquidity risk; however the Schemes' ability to sell these investments is limited by the overall trading volume on the stock exchanges. In certain cases, settlement periods may be extended significantly by unforeseen circumstances. The inability of a Scheme to make intended securities purchases due to settlement problems could cause the Scheme to miss certain investment opportunities. Similarly, the inability to sell securities held in the Scheme's portfolio may result, at times, in potential losses to the Scheme, should there be a subsequent decline in the value of securities held in the Scheme's portfolio. The Schemes may invest in securities which are not listed on the stock exchanges. These securities may be illiquid in nature and carry a higher amount of liquidity risk, in comparison to securities that are listed on the stock exchanges or offer other exit options to the investor. The liquidity and valuation of the Scheme's investments due to its holdings of unlisted securities may be affected if they have to be sold prior to the target date of disinvestment.</p> <p>2. Risks associated with Fixed Income and Money Market Instruments: Price Risk/Interest Risk Fixed Income and Money Market Instruments carry price risk (also known as interest rate risk). Generally, when interest rates rise, prices of existing fixed income securities fall and when interest rate falls, the prices increase. In case of floating rate instruments, the general level of price risk is low (as compared to fixed rate instruments), however, these instruments are also subject to some amount of interest rate risk as the spread over the benchmark rate may change. Prices of long-term securities generally fluctuate more in response to interest rate changes than do short-term securities. Prices of bonds/money market instruments traded change frequently (up or down) which in turn leads to changes in the NAV of the scheme which holds such securities.</p> <p>Credit Risk Credit risk or default risk refers to the risk that the issuer of a fixed income security may default on interest payment or paying back the principal amount on maturity. In case of Government Securities, there is minimal credit risk. Lower rated or unrated securities carry a higher credit risk as compared to higher rated securities.</p>

Liquidity or Marketability Risk

The ability of a fund to execute sale/purchase orders is dependent on the liquidity of the underlying securities. The primary measure of liquidity risk is the spread between the bid price and the offer price quoted by a dealer. The securities that are listed on the stock exchange carry lower liquidity risk, but the ability to sell these securities is limited by the overall trading volumes. Further, different segments of Indian financial markets have different settlement cycles and may be extended significantly by unforeseen circumstances.

Re-investment Risk

This refers to the risk that intermediate cash flows received from a security is re invested at a different rate than assumed at the time of purchase.

Prepayment Risk

Certain fixed income securities give an issuer a right to call back its securities before their maturity date. This right is generally exercised when interest rate has declined. The proceeds received when such right is exercised may get invested at lower yield as the interest rate have declined. This risk of deploying proceeds at lower rate is known as prepayment risk.

3. Risks associated with investments in Government Securities:

The Government Securities Market is the largest and most liquid market in India, with the large participants being banks, non-banking finance companies, insurance companies and provident funds which are required by statutes to invest in Government securities. The government securities are being issued in a tenure starting from 3m upto 40 years at present. It is more liquid in nature because of large investor base as compared to corporate bonds. Since it is being issued over long tenure compared to corporate bonds, it carries higher interest rate risk on long tenure securities. Since the security is sovereign in nature, the credit risk is minimal.

4. Risks associated with Investing in Derivatives:

Derivative products are leveraged instruments and can provide disproportionate gains as well as disproportionate losses to the investor. Execution of such strategies depends upon the ability of the Fund Manager to identify such opportunities. Identification and execution of the strategies to be pursued by a Fund Manager involve uncertainty and decision of a Fund Manager may not always be profitable. No assurance can be given that a Fund Manager will be able to identify or execute such strategies. The scheme may invest in Derivative and will allow a max exposure of 20% of the portfolio in Derivatives.

Derivative products are specialized instruments that require investment techniques and risk analysis different from those associated with stocks and bonds. The risks associated with the use of derivatives are different from or possibly greater than the risks associated with investing directly in securities and other traditional investments. Other risks include risk of mis- pricing or improper valuation and the inability of the derivative to correlate perfectly with underlying assets, rates and indices, illiquidity risk whereby a Scheme may not be able to sell or purchase derivative quickly enough at a fair price.

5. Risks associated with Short Selling:

The Scheme may enter into short selling transactions, subject to SEBI and RBI Regulations. Short positions carry the risk of losing money and these losses may grow unlimited theoretically if the price of the stock increases without any limit which may result in major losses to the Scheme. At times, the participants may not be able to cover their short positions, if the price increases substantially. If numbers of short sellers try to cover their position simultaneously, it may lead to disorderly trading in the stock and thereby can briskly escalate the price even further making it difficult or impossible to liquidate short position quickly at reasonable prices. In addition, short selling also carries the risk of inability to borrow the security by the participants thereby requiring the participants to purchase the securities sold short to cover the position even at unreasonable prices.

6. Risks associated with transactions in units through Stock Exchange Mechanism:

In respect of transactions in Units of the Scheme through NSE and/ or BSE or any other recognized stock exchange, allotment and redemption of Units on any Business Day will depend upon the order processing/ settlement by NSE, BSE or such other exchange and their respective clearing corporations

on which the Fund has no control. Further, transactions conducted through the stock exchange mechanism shall be governed by the operating guidelines and directives issued by NSE, BSE or such other recognized exchange in this regard.

7. Settlement Risk:

Different segments of the Indian financial markets have different settlement periods and such periods may be extended significantly by unforeseen circumstances. The inability of the Portfolio to make purchases in intended securities due to settlement problems could cause the Portfolio to miss certain investment opportunities.

8. Regulatory Risk:

The value of the securities may be affected by uncertainties such as changes in government policies, changes in taxation, and other developments in the laws and regulations.

9. Risk Associated with Unlisted Securities:

Securities which are not quoted on the stock exchanges are inherently illiquid in nature and carry a larger liquidity risk in comparison with securities that are listed on the exchanges or offer other exit options to the investors, including put options. The AMC may choose to invest in unlisted domestic securities that offer attractive yields within the regulatory limit. This may however increase the risk of the portfolio. Additionally, the liquidity and valuation of the Scheme's investments due to its holdings of unlisted securities may be affected if they have to be sold prior to the target date of disinvestment.

For details on risk factors and risk mitigation measures, please refer SID.

Plans & Options

The Scheme will offer two plans : Regular (Existing) Plan and Direct Plan

Regular (Existing) Plan: This Plan is for investors who wish to route their investment through a mutual fund distributor (MFD).

Direct Plan shall be available for such investment applications which are not routed through a distributor. All the features of the Direct Plan under Scheme like the investment objective, asset allocation pattern, investment strategy, risk factors, facilities offered, load structure etc. will be the same except for a lower expense ratio. Brokerage/Commission paid to distributors will not be paid / charged under the Direct Plan.

Default Plan

Investors subscribing for units under Direct Plan of a Scheme should indicate 'Direct Plan' against the scheme name in the application form. Investors should also mention 'Direct' in the ARN column of the application form. The table showing various scenarios

for treatment of application under 'Direct Plan' or 'Regular (Existing) Plan' is as follows:

Scenario	Broker Code mentioned by the investor	Plan mentioned by the investor	Default Plan to be captured
1	Not mentioned	Not mentioned	Direct Plan
2	Not mentioned	Direct	Direct Plan
3	Not mentioned	Regular	Direct Plan
4	Mentioned	Direct	Direct Plan
5	Direct	Not Mentioned	Direct Plan
6	Direct	Regular	Direct Plan
7	Mentioned	Regular	Regular Plan

8	Mentioned	Not Mentioned	Regular Plan							
<p>In cases of wrong/ invalid/ incomplete ARN codes mentioned on the application form, the application 'shall be processed under Regular Plan. Taurus Asset Management Company Limited (TAMCO) shall contact and obtain the correct ARN code within 30 calendar days of the receipt of the application form from the investor/ distributor. In case, the correct code is not received within 30 calendar days, TAMCO shall reprocess the transaction under Direct Plan from the date of application without any exit load, if applicable.</p> <p>Under both the Plans the Scheme(s) will offer the following options:</p> <table border="1" style="margin-left: auto; margin-right: auto;"> <thead> <tr> <th style="width: 40%;">Option</th> <th style="width: 60%;">Sub-option</th> </tr> </thead> <tbody> <tr> <td>Growth</td> <td></td> </tr> <tr> <td rowspan="2">IDCW[^]</td> <td>IDCW Payout</td> </tr> <tr> <td>IDCW Reinvestment</td> </tr> </tbody> </table> <p>[^]Income Distribution & Capital Withdrawal (Dividend option renamed w.e.f. Apr 1, 2021)</p> <p>Default Option:</p> <p>If the investor does not clearly specify the choice of Option at the time of investing, the default option will be treated as Growth.</p> <p>If the investor does not clearly specify the choice of Payout /Reinvestment within the IDCW Option, it will be treated as a Reinvestment sub-option.</p>				Option	Sub-option	Growth		IDCW [^]	IDCW Payout	IDCW Reinvestment
Option	Sub-option									
Growth										
IDCW [^]	IDCW Payout									
	IDCW Reinvestment									
Applicable NAV (after the scheme opens for subscriptions and redemptions)	The (Cut-off ^{^*}) timings for Subscriptions/ Redemptions & Switches and Applicable NAV: All Purchase (inflow) transactions in Equity Funds									
	Scheme Type	Amount	New Purchase / Additional Purchase / SIP							
	Equity Fund	Any Amount	Application Time	Credit in Bank A/c (same day)	NAV Applicability					
			Before 3.00 pm	Before 3.00 pm	Day on which funds are credited.					
Before 3.00 pm			After 3.00 pm	Next Business day						
After 3.00 pm			Before 3.00 pm							
After 3.00 pm	Before 3.00 pm									
All Redemption/ Switch Out / Systematic Transfer Out & Switch In / Systematic Transfer In										
SWITCH OUT from EQUITY FUND										
Switch Out / Redemption	Switch In / Purchase	Amount of Switch	Transaction Day	NAV Applicability						
Equity Fund	Equity Fund	Any Amount	Business Day (T) (Any day of the week except Friday)	Business Day (T)	Day preceding the day of credit (T+2)					
			Business Day (T) (Friday or day preceding holiday)	Business Day (T)	Day of credit (T+3)					

Minimum Application Amount/ Number of Units	Minimum Amount for Purchase/ Switch in initial	₹ 500 and in multiples of ₹ 1 thereafter Exception – Designated Employees of Taurus Mutual Fund, in line with SEBI Circular no. SEBI/ HO/ IMD/IMD-I/DOF5/P/CIR/2021/553 Dated Apr 28, 2021 AND SEBI Circular no. SEBI/HO/IMD/IMD-I/DOF5/P/CIR/2021/629 Dated Sept 20, 2021 and pursuant to clause 6.10 of SEBI Master Circular dated May 19, 2023.
	Additional Amount for Purchase/Subsequent Switch in	₹ 500 and in multiples of ₹ 1 thereof Exception – Designated Employees of Taurus Mutual Fund, in line with SEBI Circular no. SEBI/ HO/ IMD/IMD-I/DOF5/P/CIR/2021/553 Dated Apr 28, 2021 AND SEBI Circular no. SEBI/HO/IMD/IMD-I/DOF5/P/CIR/2021/629 Dated Sept 20, 2021.
	Minimum Redemption/switch out amount	The redemptions can be for any amount or any number of units, subject to the minimum balance in Rupees, which is required to be maintained in the account, at the time of the redemption
Despatch of Repurchase (Redemption) Request	Within 3 working days of the receipt of the redemption request at the authorised centre of the Mutual Fund.	
Benchmark Index (Tier I)	Nifty 50 TRI	
Distribution Policy (i.e. Dividend Policy)	As per SEBI Circular SEBI/HO/IMD/DF3/CIR/P/2020/194 dtd Oct 5, 2020 – it is important for investors to note that under the “Dividend” option (renamed as IDCW w.e.f. Apr 1, 2021) certain portion of your capital (equalization reserve) can be distributed as Dividend. To understand this further, please note that when units are sold, and sale price (NAV) is higher than face value of the unit, a portion of sale price that represents realized gains shall be credited to an Equalization Reserve	

	<p>Account & which can be used to pay dividend.</p> <p>Under the IDCW Plan of the schemes, it is proposed to declare IDCWs subject to availability of distributable profits, as computed in accordance with SEBI Regulations.</p> <p>IDCWs, if declared, will be paid (subject to deduction of tax at source, if any) to those Unitholders whose names appear in the Register of Unitholders on the notified record date.</p> <p>However, it must be distinctly understood that the actual declaration of IDCW and the frequency thereof will inter-alia, depend on the availability of distributable profits as computed in accordance with SEBI Regulations and pursuant to clause 11.6.1 of SEBI Master Circular dated May 19, 2023) . The decision of the Trustee in this regard shall be final. There is no assurance or guarantee to Unitholders as to the rate of IDCW distribution nor will that IDCWs be paid regularly. In order to be a Unitholder, an Investor has to be allotted units against receipt of clear funds by the Scheme. On payment of IDCWs, the NAV will stand reduced by the amount of IDCW and IDCW tax (if applicable) paid.</p> <p>If the Fund declares IDCW under a Scheme:</p> <ul style="list-style-type: none"> • The IDCW warrants shall be dispatched to the Unit holders within 7 working days from the record date. • The IDCW proceeds will be paid by way of ECS / EFT / NEFT / RTGS /Direct credits / any other electronic manner if sufficient banking account details of the investor are available with Mutual Fund • In case of specific request for IDCW by warrants or unavailability of sufficient details with the Mutual Fund, the IDCW will be paid by warrant and payments will be made in favour of the Unit holder (registered holder of the Units or, if there are more than one registered holder, only to the first registered holder) with bank account number furnished to the Mutual Fund. <p>Reinvestment of IDCW Below the Threshold Amount:</p> <p>If the IDCW amount payable to the unit holders under the IDCW payout option of the aforesaid Schemes/Plans is less than the threshold limit of Rs.250, then such amount will be compulsorily and automatically reinvested in the respective Schemes/Plans,.</p> <p>The IDCW distributed (net of tax deducted at source, whenever applicable) for an amount equal to or less than the threshold limit will be reinvested in the Scheme/ Plan by issuing additional Units of the Scheme at the prevailing ex-IDCW Net Asset Value o the record date. There shall be no exit load on the IDCW so invested. The IDCW so reinvested shall constitute a constructive payment of IDCW to the Unitholders and a constructive receipt of the same amount from each Unit Holder for reinvestment inUnits.</p>												
Name of the Fund Manager	Mr. Anuj Kapil												
Name of the Trustee Company	Taurus Investment Trust Company Limited												
Performance of the scheme	<p>Taurus Nifty 50 Index Cap Fund – Regular Plan (Growth Option)</p> <table border="1" data-bbox="320 1787 1362 2074"> <thead> <tr> <th>Compounded Annualised Returns</th> <th>Scheme Returns %</th> <th>#Benchmark Returns %</th> </tr> </thead> <tbody> <tr> <td>Returns for year the last 1</td> <td>21.20%</td> <td>22.95%</td> </tr> <tr> <td>Returns for years the last 3</td> <td>12.87%</td> <td>14.44%</td> </tr> <tr> <td>Returns for the last 5 years</td> <td>14.04%</td> <td>14.93%</td> </tr> </tbody> </table>	Compounded Annualised Returns	Scheme Returns %	#Benchmark Returns %	Returns for year the last 1	21.20%	22.95%	Returns for years the last 3	12.87%	14.44%	Returns for the last 5 years	14.04%	14.93%
Compounded Annualised Returns	Scheme Returns %	#Benchmark Returns %											
Returns for year the last 1	21.20%	22.95%											
Returns for years the last 3	12.87%	14.44%											
Returns for the last 5 years	14.04%	14.93%											

Returns since inception	10.98%	12.32%
-------------------------	--------	--------

Past performance may or may not be sustained in the future

Inception Date : 19th June 2010

Nifty 50 TRI

Taurus Nifty 50 Index Fund – Direct Plan (Growth Option)

Compounded Annualized Returns	Scheme Returns %	#Benchmark Returns %
Returns for the last 1 years	21.46%	22.95%
Returns for the last 3 years	13.19%	14.44%
Returns for the last 5 years	14.33%	14.93%
Returns since inception	13.03%	13.67%

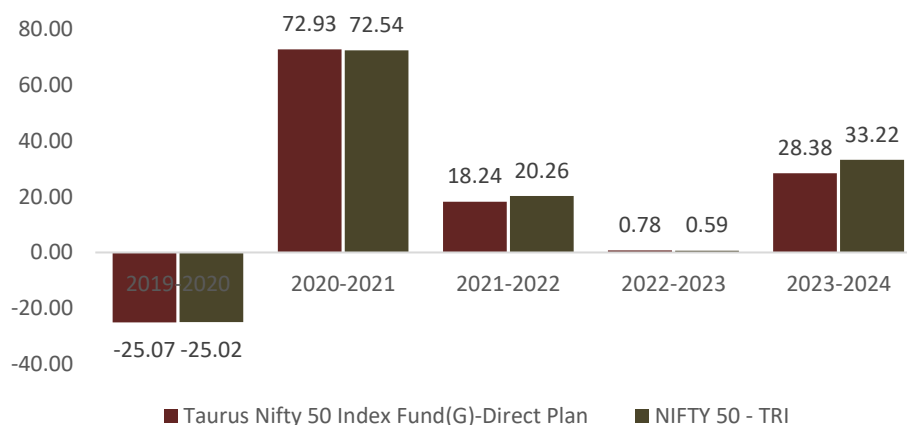
Past performance may or may not be sustained in the future

Inception Date : 1st January 2013

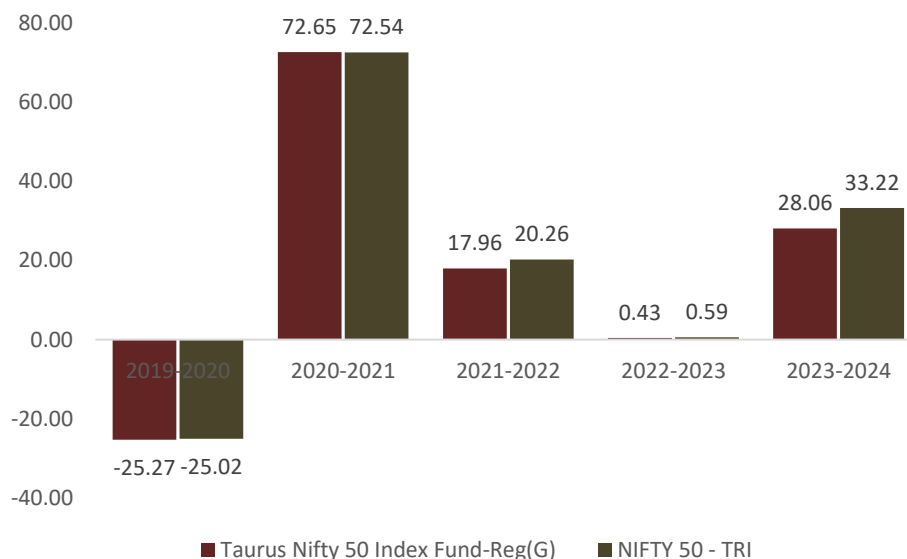
Nifty 50 TRI

I. Absolute Returns for each financial year:

Direct Plan :



Regular Plan :



Additional Scheme Related Disclosures	<p>i. Scheme's portfolio holdings (top 10 holdings) by issuer and fund allocation towards various sector – https://taurusmutualfund.com/statutory-disclosures-latest-updates</p> <p>ii. Disclosure of name and exposure to Top 7 issuers, stocks, groups and sectors as a percentage of NAV of the scheme: https://taurusmutualfund.com/index.php/taurus-nifty-index-statutory-disclosure</p> <p>iii. Scheme's Portfolio turnover ratio is 0.11 times as on May 31, 2024</p>				
Expenses of the Scheme	<p>a. Load Structure</p> <p>Exit Load:</p> <ul style="list-style-type: none"> • Exit Load: 0.5% if exited on or before 7 days*, NIL if exited after 7 days* <p>*from the date of allotment</p> <p>b. Recurring Expenses</p> <p>Estimated annual recurring expenses [% per annum of daily net assets]</p> <table border="1" data-bbox="312 1043 1495 1151"> <thead> <tr> <th data-bbox="312 1043 735 1115">Daily Net Assets (₹)</th> <th data-bbox="735 1043 1495 1115">Total Expense Ratio Limit for Equity Oriented Schemes</th> </tr> </thead> <tbody> <tr> <td data-bbox="312 1115 735 1151">Any amount</td> <td data-bbox="735 1115 1495 1151">1.00%</td> </tr> </tbody> </table> <p>In addition to the Recurring Expenses specified for the Scheme(s), the following expenses may also be charged under the Scheme(s) -</p> <p>(a) In terms of SEBI Circular No. SEBI/HO/IMD/DF2/CIR/P/2018/91 dated June 05, 2018; Additional expenses up to 0.05% of daily net assets of the Scheme, incurred towards the different heads mentioned under Regulation 52(2) and 52(4) of the SEBI (Mutual Funds) Regulations, 1996 may be charged by the AMC. However, such additional expenses will not be charged if exit load is not levied /not applicable to the Scheme. In case of any change/variation in the aforesaid Additional expenses by SEBI, the changed provisions will apply accordingly.</p> <p>(b) 30 bps for gross new inflows from retail investors from specified cities.</p> <p>Expenses not exceeding of 0.30 per cent of daily net assets, if the new inflows from retail investors from B30 cities as specified by the Securities and Exchange Board of India, from time to time are at least -</p> <p>(i) 30 per cent of the gross new inflows from retail investors into the scheme, or;</p> <p>(ii) 15 per cent of the average assets under management (year to date) of the scheme, whichever is higher; Provided that if inflows from retail investors from B30 cities are less than the higher of the above, such expenses on daily net assets of the scheme shall be charged on proportionate basis;</p> <p>Provided further that expenses charged under this clause shall be utilised for distribution expenses incurred for bringing inflows from retail investors from B30 cities;</p> <p>Provided further that amount incurred as expense on account of inflows from retail investors from B30 cities shall be credited back to the scheme in case the said inflows are redeemed within a period of one year from the date of investment.</p> <p>For the above purposes, "B30 cities" shall be beyond Top 30 cities as at the end of the previous financial year as communicated by AMFI. (c) GST on investment and advisory fees charged on the daily net assets of the schemes.</p> <p>(d) Brokerage and Transaction costs incurred for purpose of execution of trade and included in the</p>	Daily Net Assets (₹)	Total Expense Ratio Limit for Equity Oriented Schemes	Any amount	1.00%
Daily Net Assets (₹)	Total Expense Ratio Limit for Equity Oriented Schemes				
Any amount	1.00%				

	<p>cost of investment not exceeding 0.12 per cent in case of cash market transaction and 0.05 percent in case of derivative transaction.</p> <p>GST on other than investment and advisory fees, if any, shall be borne by the scheme within the maximum limit of TER as per the regulation 52 of the Regulations.</p> <p>With Effect from October 22, vide SEBI circular SEBI/HO/IMD/DF2/CIR/P/2018/137, in terms of Regulation 52(1), all Scheme related expense including commission paid to distributors, by whatever name it may be called and whatever manner it may be paid, shall necessarily be paid from the scheme only within the regulatory limits and not from the books of the Asset Management Companies (AMC), its associate, sponsor, trustee or any other entity through any route.</p> <p>AMC shall annually set apart at least 2 basis points on daily net assets within the maximum limit of expenses for investor education and awareness initiatives.</p> <p>Actual expenses for the previous financial year 2023-24: Total recurring expense as a % to daily net assets :</p> <table border="1" data-bbox="312 696 620 792"> <tr> <td data-bbox="312 696 620 745">• Regular Plan – 1.05</td> </tr> <tr> <td data-bbox="312 745 620 792">• Direct Plan – 0.82</td> </tr> </table> <p>The maximum limit of recurring expenses that can be charged to the Scheme would be as per Regulation 52 of the SEBI (MF) Regulation, 1996. Investors are requested to read “Section- Annual Scheme Recurring Expenses” in the SID.</p>	• Regular Plan – 1.05	• Direct Plan – 0.82
• Regular Plan – 1.05			
• Direct Plan – 0.82			
Tax treatment for the Investors (unitholders)	Investors are advised to refer to the details in the Statement of Additional Information and also independently refer to his/her tax advisor.		
Daily Net Asset Value (NAV) Publication	The NAV will be calculated on all Business Days. The AMC will prominently disclose the NAVs under a separate head on the website of the Fund www.taurusmutualfund.com . and on the website of Association of Mutual Funds in India (AMFI). Investor may write to AMCon customercare@taurusmutualfund.com for availing facility of receiving the latest NAVs through SMS.		
For Investor Grievances, please contact	<p>• Contact details for general service requests and complaint resolution: Ms. Additi Bhardwaj (Grievance Redressal Officer) Taurus Asset Management Co. Ltd. 2nd Floor, Plot No. 31, Echelon Institutional Area, Sector – 32, Gurugram, Haryana – 122001 Telephone No. 0124 4531500 Email: customercare@taurusmutualfund.com</p> <p>Registrar Kfin Technologies Ltd. (Formerly known as Karvy Fintech Pvt. Ltd.) Unit: Taurus Mutual Fund 1st Floor, Karvy Selenium Tower B, Plot No 31 & 32, Financial District, Nanakramguda, Serilingampally Mandal, Hyderabad – 500032. Phone: 040 – 7961 1000 Email: customercare@taurusmutualfund.com</p> <p>For any grievances with respect to transactions through stock exchange mechanism, Unit Holders must approach either their stock broker or the investor grievance cell of the respective stock exchange.</p>		
Unitholders' Information	<p>Account Statements For normal transactions (other than SIP/STP) during ongoing sales and repurchase:</p>		

The AMC shall inform the investor whose application (other than SIP/STP) has been accepted, via email/SMS, specifying the number of units allotted within 5 working days from the date of transaction. For those unitholders who have provided an e-mail address, the AMC will send the account statement by email.

- The unitholder may request for a physical account statement by writing/calling the AMC/ISC/R&T.

For SIP / STP transactions;

- Account Statement for SIP and STP will be despatched once every quarter ending March, June, September and December within 10 working days of the end of the respective quarter.
- A soft copy of the Account Statement shall be mailed to the investors under SIP/STP to their e-mail address on a monthly basis, if so mandated.
- However, the first Account Statement under SIP/STP shall be issued within 10 working days of the initial investment/transfer.

Half Yearly Account Statement:

- The Mutual Funds shall provide the Account Statement to the Unitholders who have not transacted during the last six months prior to the date of generation of account statements. The Account Statement shall reflect the latest closing balance and value of the Units prior to the date of generation of the account statement.
- Alternately, soft copy of the account statements shall be mailed to the investors' e-mail address, instead of physical statement, if so mandated.

Consolidated Account Statement

Common Account Statement for each calendar month would be sent to the investor/s those who have transacted during the month.

The investor whose transaction** has been accepted by the AMC/Mutual Fund shall receive the following:

(I) On acceptance of the application for subscription, an allotment confirmation specifying the number of units allotted by way of email and/or SMS within 5 Business Days from the date of receipt of transaction request will be sent to the Unit holders registered e-mail address and/or mobile number.

(ii) Thereafter, a consolidated account statement (CAS)^ for each calendar month to the Unit holder(s) in whose folio(s) transaction**(s) has/have taken place during the month on or before 15th of the succeeding month shall be sent by mail/e-mail.

^Consolidated Account Statement (CAS) shall contain details relating to all the transactions** carried out by the investor across all schemes of all mutual funds during the month and holding at the end of the month including transaction charges paid to the distributor.

**The word 'transaction' shall include purchase, redemption, switch, IDCW payout, IDCW reinvestment, systematic investment plan, systematic withdrawal plan, and systematic transfer plan and bonus transactions.

(iii) For the purpose of sending CAS, common investors across mutual funds shall be identified by their Permanent Account Number (PAN).

(iv) In case of a specific request received from the Unit holders, the AMC/Fund will provide the account statement to the investors within 5 Business Days from the receipt of such request.

(v) In the event the account has more than one registered holder, the first named Unit holder shall receive the CAS/account statement.

(vi) The CAS shall not be received by the Unit holders for the folio(s) not updated with PAN details. The Unit holders are therefore requested to ensure that the folio(s) are updated with their PAN.

Further, the CAS detailing holding across all schemes of all mutual funds at the end of every six months (i.e. September/ March), shall be sent by mail/e-mail on or before 21st day of succeeding month, to all such Unit holders in whose folios no transaction has taken place during that period. The half yearly consolidated account statement will be sent by e-mail to the Unit holders whose e-mail address is available, unless a specific request is made to receive in physical.

The statement of holding of the beneficiary account holder for units held in demat will be sent by the respective DPs periodically.

Investors are requested to note the following (effective from 02/07/2012):

- (a) The Consolidated Account Statement (CAS) for each calendar month will be issued on or before

15th day of succeeding month to the investors who have provided valid PAN. Physical account statements will not be sent to the investors after every financial transaction including systematic transaction. Further CAS will be sent via e-mail where any of the folios consolidated has an e-mail id or to the e-mail id of the first unit holder as per KYC records.

(b) In case of a New Fund Offer (NFO) or ongoing transaction, the AMC shall send confirmation specifying the number of units allotted to the applicant by way of an e-mail/and/or SMS's to the investor's registered address and/or mobile number not later than 5 business days from the date of closure of the NFO or transaction date. (c) In case of a specific request received from the unit holder, the AMC shall provide the account statement to the investor within 5 business days from the receipt of such request.

Applicable for unit holders having a Demat Account

With a view to create one record for all financial assets of every individual, SEBI vide its Circular no. CIR/MRD/DP/31/2014 dated November 12, 2014 enabled a single consolidated view of the investments of an investor in Mutual Funds (MF) and securities held in demat form with the Depositories.

In accordance with the above, the following shall be applicable for unit holders having a Demat Account:

- Investors having Mutual Fund investments and holding securities in demat account shall receive a single Consolidated Account Statement from the Depository.
- Consolidation of account statement shall be done on the basis of PAN. In case of multiple holding, it shall be the PAN of the first holder and pattern of holding. The CAS shall be generated on a monthly basis.
- If there is any transaction in any of the demat accounts of the investor or in any of his mutual fund folios, depositories shall send the CAS within ten days from the month end. In case there is no transaction in any of demat accounts or mutual fund folios then CAS with holding details shall be sent to the investor on half yearly basis.

The unit holders who do not have Demat Account shall continue to receive the Consolidated Account Statements (CAS) as per the existing practice.

Pursuant to SEBI vide its Circular No. SEBI/HO/IMD/DF2/CIR/P/2016/89 dated September 20, 2016 (modified via Circular No. SEBI/HO/IMD/DF2/CIR/P/2018/137 dated Oct 22, 2018) the following additional disclosures will be provided in the CAS issued to investors:

1. Total purchase value / cost of investment in each scheme.
2. The amount of actual commission paid by AMCs/ Fund to distributors during the half-year period
3. The scheme's average Total Expense Ratio (in percentage terms, along with the break-up between Investment & Advisory Fees) & Other expenses for the half-year period for each scheme's applicable plan (regular or direct or both) where the concerned investor has actually invested in.
4. Half-yearly CAS shall be issued to all Fund investors, excluding those investors who do not have any holdings in Fund schemes and where no commission against their investment has been paid to distributors, during the concerned half-year period.

Monthly / Half - Yearly Portfolio Disclosures

Monthly Average Assets Under Management (AAUM) of all schemes, as on the last day of the month will be disclosed on the website of the Fund (www.taurusmutualfund.com) on or before 7 working days of the following month.

The AMC shall disclose portfolio (along with ISIN, Scheme & Index Riskometer AND Scheme Vs Index Performance) in a user friendly & downloadable spreadsheet format, as on the last day of the month/half year for the scheme(s) on its website www.taurusmutualfund.com and on the website of AMFI www.amfiindia.com within 10 days from the close of each month/half year.

In case of unitholders whose email addresses are registered with Taurus Mutual Fund, the AMC shall send via email both the monthly and half yearly statement of scheme portfolio within 10 days from the close of each month/half year respectively.

The AMC shall publish an advertisement every half-year, in the all India edition of at least two daily newspapers, one each in English and Hindi, disclosing the hosting of the half yearly statement of the schemes portfolio on the AMCs website www.taurusmutualfund.com and on the website of AMFI (www.amfiindia.com). The AMC shall provide physical copy of the statement of scheme portfolio without any cost, on specific request received from a unitholder.

Half yearly Results

The Fund will before the expiry of one month from the close of each half-year (i.e., 31st March and 30th September), send to all unitholders a complete statement of its scheme portfolio or publish the statement of scheme portfolio by way of advertisement, in one English daily circulating in the whole of India and in a newspaper published in the language of the region where the head office of the mutual fund is situated.

The Fund and Asset Management Company shall before the expiry of one month from the close of each half year that is on 31st March and on 30th September upload the unaudited half yearly financial results on the website of the Fund (www.taurusmutualfund.com). A notice announcing the availability of the same on the website will be published in one national English daily newspaper and in a regional newspaper published in the language of the region where the Head Office of the mutual fund is situated.

Annual Report

The Scheme wise annual report or abridged summary thereof shall be provided to all Unitholders not later than four months (or such other period as may be specified by SEBI from time to time) from the date of closure of the relevant accounting year (i.e. 31st March each year). Scheme wise annual report shall be displayed on the website of the AMC (www.taurusmutualfund.com) and Association of Mutual Funds in India (www.amfiindia.com). In case of unitholders whose email addresses are available with the Mutual Fund, the scheme annual reports or abridged summary would be sent only by email. The AMC shall provide a physical copy of scheme annual report or abridged summary without charging any cost, upon receipt of a specific request from the unitholders, irrespective of registration of their email addresses. The same will also be available at our Registered Office & Head Office.

The AMC shall publish an advertisement every year, in the all India edition of at least two daily newspapers, one each in English and Hindi, disclosing the hosting of the scheme wise annual report on the AMC website (www.taurusmutualfund.com) and on the website of AMFI (www.amfiindia.com).