

TAURUS

FLEXI

CAP FUND

(An open-ended dynamic equity scheme investing across large cap, mid cap, small cap stocks)

TAURUSTM
Mutual Fund



LARGE

MID

SMALL

Why settle for one,
when you can have all?

Investment Framework



PROFIT

Probabilistic
(Evaluation of Outcomes)

Reflexive
(Non-Dogmatic/Adaptive & Self-Aware)

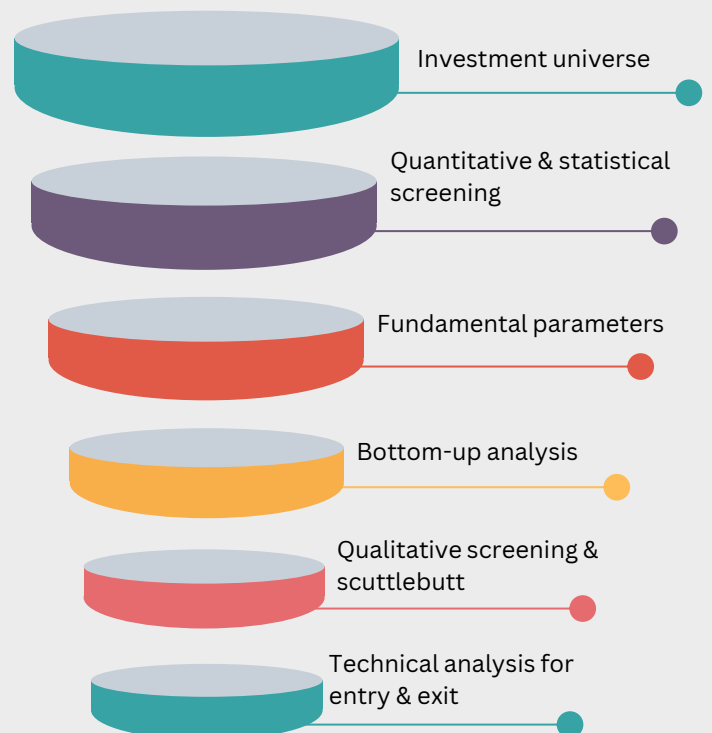
Oppportunistic
(Contrarian Bias)

First Principles
(Core Thinking)

Innovative
(Latticework of Mental Models with a Multidisciplinary Approach)

Thorough
(In-depth Analysis)

SMART ALPHA



Investment universe

Quantitative & statistical screening

Fundamental parameters

Bottom-up analysis

Qualitative screening & scuttlebutt

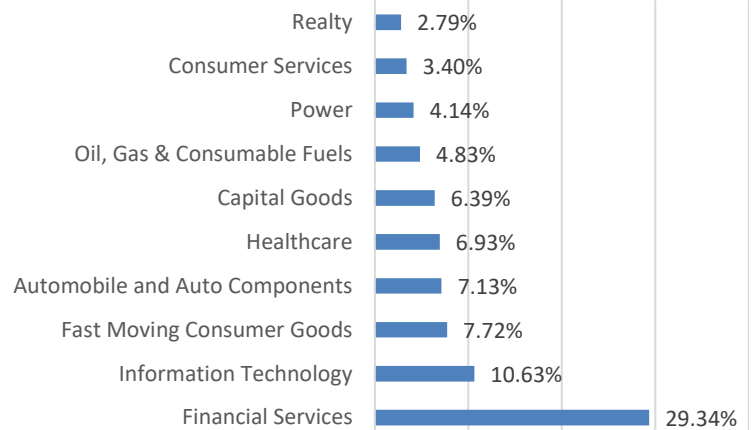
Technical analysis for entry & exit

Mutual Fund investments are subject to market risks, read all scheme related documents carefully.

TOP 10 PORTFOLIO HOLDING

EQUITY SECTOR ALLOCATION

Security Name	% of Net Asset
HDFC Bank Ltd.	8.65%
Mahindra & Mahindra Ltd.	5.04%
HCL Technologies Ltd.	4.72%
ITC Ltd.	4.70%
Infosys Ltd.	4.42%
ICICI Bank Ltd.	4.15%
Axis Bank Ltd.	3.52%
Coal India Ltd.	2.90%
DLF Ltd.	2.79%
State Bank of India	2.63%



MEET THE TEAM



Kanishk Kapur
Director & CIO



Anuj Kapil
Fund Manager-Equity

Scheme Features

Inception Date - January 29, 1994

Benchmark

**BSE
500 TRI**

Monthly AUM

Monthly Avg AUM | Month End AUM
INR **356.32** Cr. | INR **350.54** Cr.

Sharpe Ratio 0.66

Sortino Ratio 1.07

Sortino Ratio > Sharpe Ratio → Less volatility on the downside

For further information about other scheme features please visit the website: <https://www.taurusmutualfund.com>

Name of the Scheme	Riskometer Scheme*	Riskometer Scheme Indices
Taurus Flexi Cap Fund An open-ended dynamic equity scheme investing across large cap, mid cap, small cap stocks This product is suitable for investors who are seeking* <ul style="list-style-type: none"> Long term capital appreciation Investment in equity & equity related instruments - flexi-cap in nature 	 Investors understand that their principal will be at very high risk	 Risk-O-Meter - BSE 500 TRI

*Investors should consult their financial advisers if in doubt about whether the product is suitable for them.

*Source : ICRA

January | 2025

Taurus Asset Management Co. Ltd. 3rd Floor, 301-304, Chandravillas Co-op Premises Society Ltd., AML Centre 2, 8 Mahal Industrial Estate, Off. Mahakali Caves Road, Andheri East, Mumbai-400093

Mutual Fund investments are subject to market risks, read all scheme related documents carefully.

Invest in Values, Grow with Ethics,
Put Your Money Where Your **MORALS** Are.



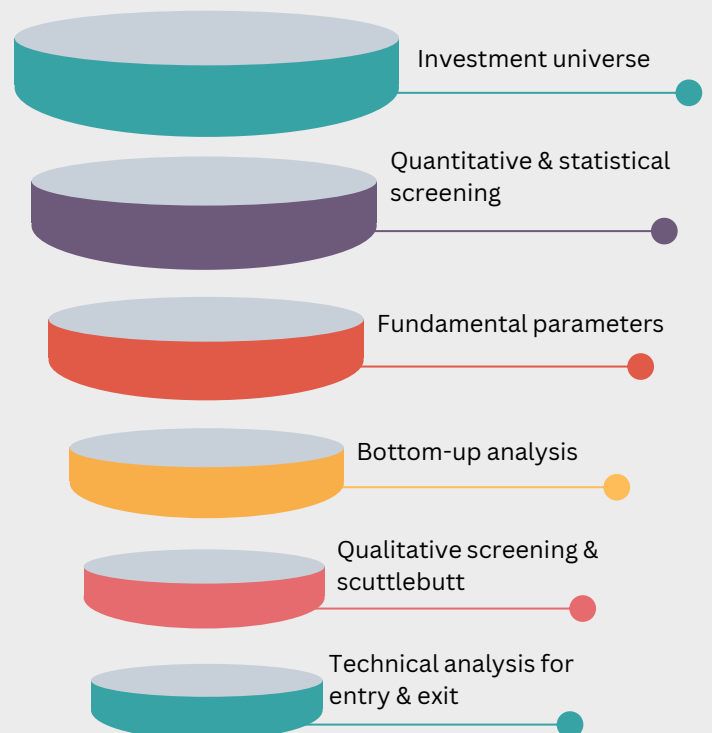
TAURUS **ETHICAL** FUND

(An open-ended equity scheme with investment in stocks from BSE 500 Shariah Index universe.)

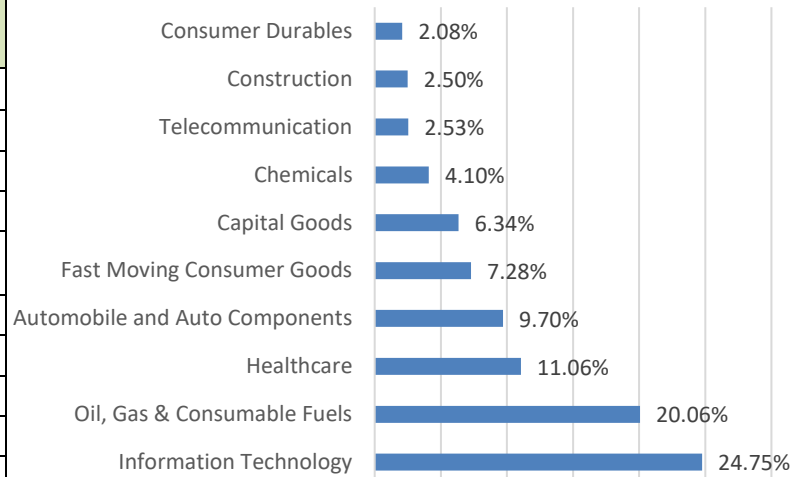
Investment Framework



SMART ALPHA



Security Name	% of Net Asset
Reliance Industries Ltd.	8.82%
Infosys Ltd.	7.62%
HCL Technologies Ltd.	3.69%
Tata Consultancy Services Ltd.	3.63%
Samvardhana Motherson International Ltd.	3.52%
Narayana Hrudayalaya Ltd.	2.82%
Oil & Natural Gas Corporation Ltd.	2.75%
Bharat Petroleum Corporation Ltd.	2.40%
Tech Mahindra Ltd.	2.31%
Hindustan Unilever Ltd.	2.23%



MEET THE TEAM



Kanishk Kapur
Director & CIO



Anuj Kapil
Fund Manager-Equity

Scheme Features

Inception Date - April 6, 2009

Benchmark

BSE 500 SHARIAH TRI

Monthly AUM

Monthly Avg AUM | Month End AUM
INR **269.32** Cr. | INR **271.22** Cr.

Sharpe Ratio 0.60

Sortino Ratio 1.12

Sortino Ratio > Sharpe Ratio → Less volatility on the downside

For further information about other scheme features please visit the website: <https://www.taurusmutualfund.com>

Name of the Scheme	Riskometer Scheme #	Riskometer Scheme Indices
<p>Taurus Ethical Fund An open ended equity scheme with investment in stocks from BSE 500 Shariah Index universe.</p> <p>This product is suitable for Investors who are seeking*</p> <ul style="list-style-type: none"> Long term capital appreciation Investment in equity & equity related instruments based on the principles of Shariah 	<p>Investors understand that their principal will be at very high risk</p>	<p>Risk-O-Meter - BSE 500 Shariah TRI</p>

*Investors should consult their financial advisers if in doubt about whether the product is suitable for them.

*Source : ICRA

January | 2025

Taurus Asset Management Co. Ltd. 3rd Floor, 301-304, Chandravillas Co-op Premises Society Ltd. AML Centre 2, 8 Mahal Industrial Estate, Off. Mahakali Caves Road, Andheri East, Mumbai-400093

Mutual Fund investments are subject to market risks, read all scheme related documents carefully.

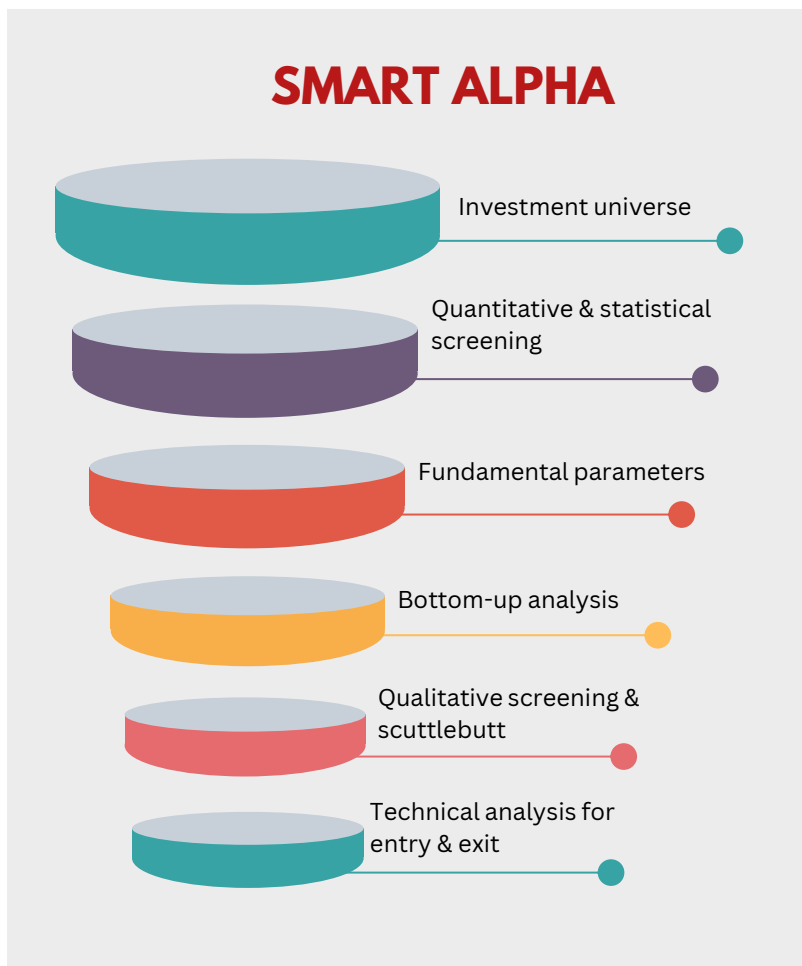
Taurus Mid Cap Fund

(An open-ended equity scheme predominantly investing in mid-cap stocks)

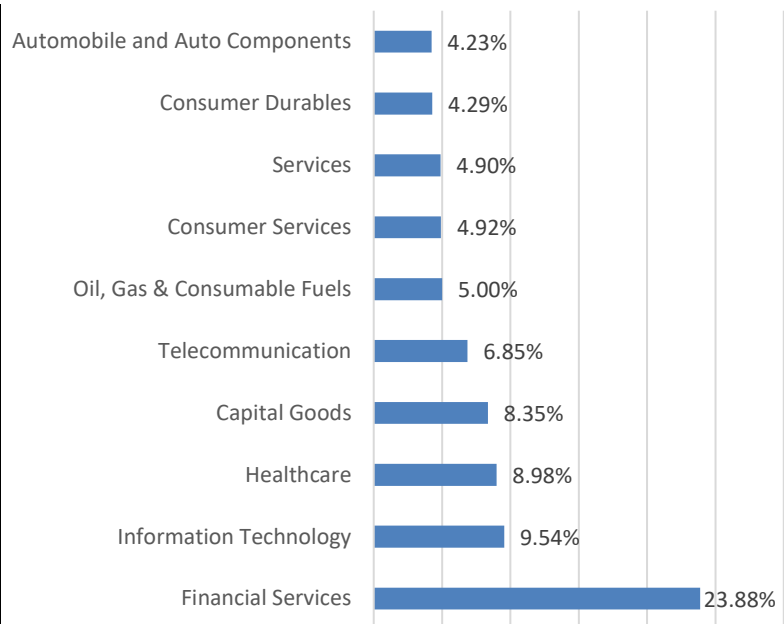


**Elephants are Slow,
Mice can get Squashed,
but Lions roar all the way!**

Investment Framework



Security Name	% of Net Asset
Bank Of India	4.70%
Aurobindo Pharma Ltd.	4.01%
Coforge Ltd.	3.72%
Container Corporation of India Ltd.	3.71%
Dalmia Bharat Ltd.	3.41%
Aditya Birla Capital Ltd.	3.13%
Hindustan Petroleum Corporation Ltd.	3.08%
AU Small Finance Bank Ltd.	2.92%
The Federal Bank Ltd.	2.86%
Creditaccess Grameen Ltd.	2.84%



MEET THE TEAM



Kanishk Kapur
Director & CIO



Anuj Kapil
Fund Manager-Equity



Hemanshu Srivastava
Fund Manager-Equity

Scheme Features

Inception Date - September 5, 1995

Benchmark

Nifty Midcap 150 TRI

Monthly AUM

Monthly Avg AUM	Month End AUM
INR 121.73 Cr.	INR 119.95 Cr.

Sharpe Ratio 0.73

Sortino Ratio 1.38

Sortino Ratio > Sharpe Ratio → Less volatility on the downside

For further information about other scheme features please visit the website: <https://www.taurusmutualfund.com>

Name of the Scheme	Riskometer Scheme *	Riskometer Scheme Indices
Taurus Mid Cap Fund An Open ended equity scheme predominantly investing in mid-cap stocks.		
This product is suitable for Investors who are seeking*		
<ul style="list-style-type: none"> Long term capital appreciation Investment in equity & equity related instruments predominantly investing in mid cap stocks. 	Investors understand that their principal will be at very high risk	Risk-O-Meter - Taurus Mid Cap Fund - (Indices) - Nifty Midcap 150 TRI

*Investors should consult their financial advisers if in doubt about whether the product is suitable for them.

*Source : ICRA

TAURUS LARGE CAP FUND

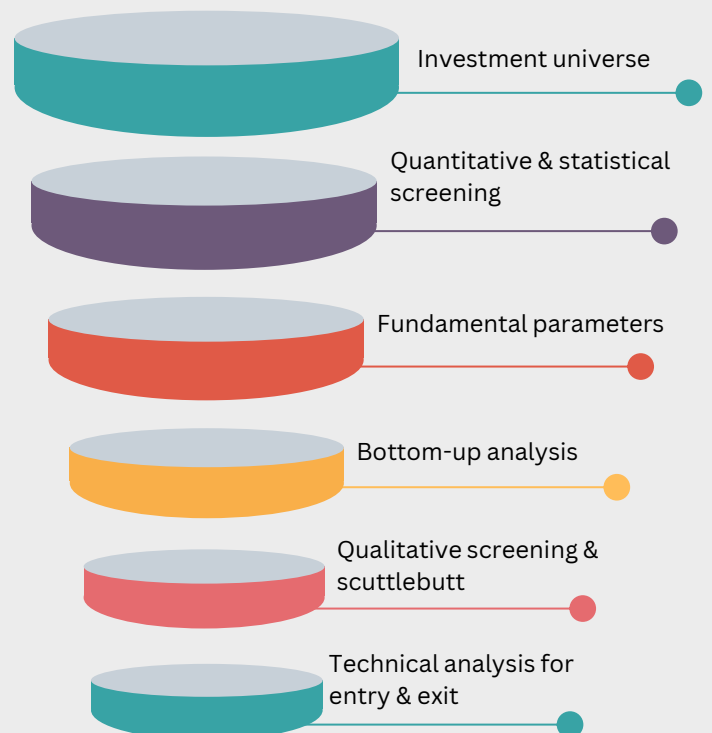
(An open-ended equity scheme predominately investing in large cap stocks)

When the elephant dances, the entire jungle falls silent.

Investment Framework



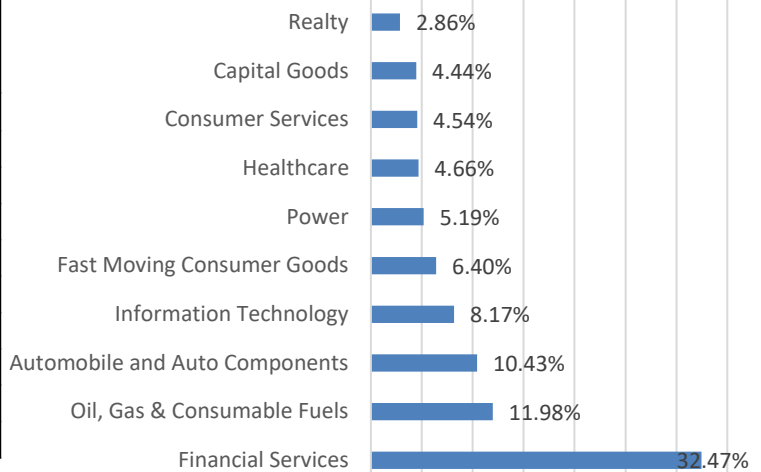
SMART ALPHA



TOP 10 PORTFOLIO HOLDING

EQUITY SECTOR ALLOCATION

Security Name	% of Net Asset
HDFC Bank Ltd.	7.72%
Mahindra & Mahindra Ltd.	6.00%
ICICI Bank Ltd.	5.92%
State Bank of India	5.34%
ITC Ltd.	4.67%
Reliance Industries Ltd.	4.30%
Indian Oil Corporation Ltd.	3.70%
Zomato Ltd.	3.41%
Axis Bank Ltd.	3.11%
Infosys Ltd.	3.10%



MEET THE TEAM



Kanishk Kapur
Director & CIO



Anuj Kapil
Fund Manager-Equity

Scheme Features

Inception Date - February 28, 1995

Benchmark
BSE 100 TRI

Monthly AUM

Monthly Avg AUM	Month End AUM
INR 47.71 Cr.	INR 47.48 Cr.

Sharpe Ratio 0.60

Sortino Ratio 0.96

Sortino Ratio > Sharpe Ratio → Less volatility on the downside

For further information about other scheme features please visit the website: <https://www.taurusmutualfund.com>

Name of the Scheme	Riskometer Scheme*	Riskometer Scheme Indices
Taurus Large Cap Fund An open ended equity scheme predominately investing in large cap stocks. This product is suitable for Investors who are seeking* <ul style="list-style-type: none"> Long term capital appreciation Investment in equity & equity related instruments - focus on large cap stocks 	<p>Investors understand that their principal will be at very high risk</p>	<p>Risk-O-Meter - Taurus Large Cap Fund - (Indices) - BSE 100 TRI</p>

*Investors should consult their financial advisers if in doubt about whether the product is suitable for them.

*Source : ICRA

January | 2025

Taurus Asset Management Co. Ltd. 3rd Floor, 301-304, Chandravillas Co-op Premises Society Ltd., AML Centre 2, 8 Mahal Industrial Estate, Off. Mahakali Caves Road, Andheri East, Mumbai-400093

Mutual Fund investments are subject to market risks, read all scheme related documents carefully.

TAURUS INFRASTRUCTURE FUND

(An open-ended equity scheme
predominately investing in large
cap stocks)

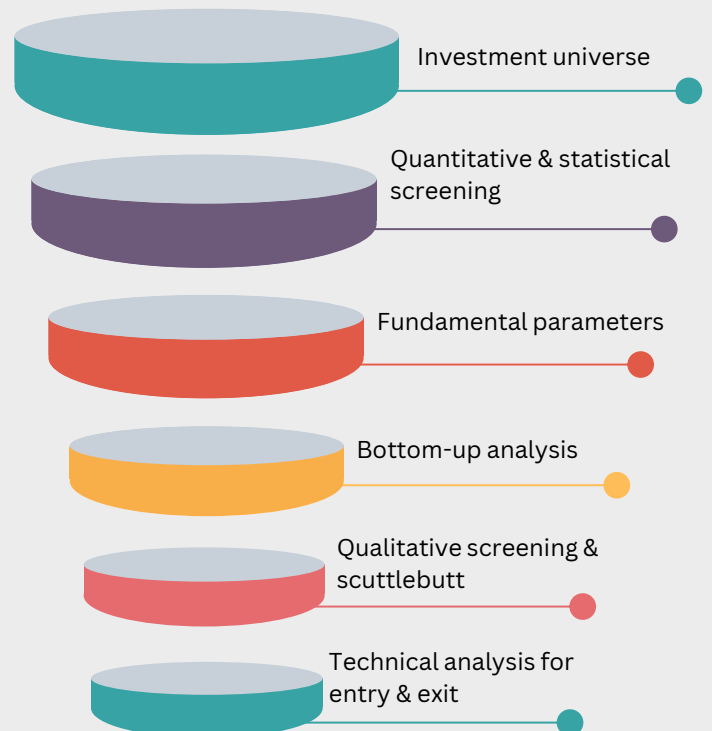
TAURUS[®]
Mutual Fund

Every SIP you take, brick by
brick, you build a financial
fortress, strong and thick.

Investment Framework



SMART ALPHA

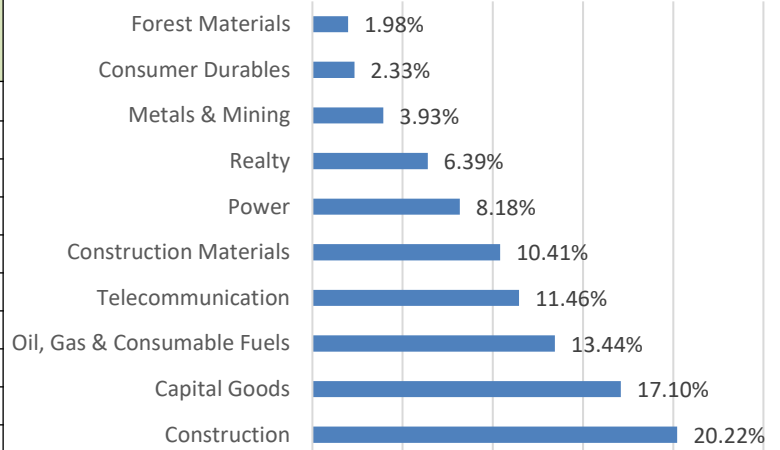


Mutual Fund investments are subject to market risks, read all scheme related documents carefully.

TOP 10 PORTFOLIO HOLDING

EQUITY SECTOR ALLOCATION

Security Name	% of Net Asset
Bharti Airtel Ltd.	8.89%
Reliance Industries Ltd.	7.64%
Larsen & Toubro Ltd.	6.84%
AFCONS Infrastructure Ltd.	5.70%
Chemtech Industrial Valves Ltd.	4.91%
Transrail Lighting Ltd.	3.76%
DLF Ltd.	3.70%
Ultratech Cement Ltd.	3.59%
NTPC Ltd.	3.54%
Ashok Leyland Ltd.	3.47%



MEET THE TEAM



Kanishk Kapur
Director & CIO



Anuj Kapil
Fund Manager-Equity

Scheme Features

Inception Date - March 05, 2007



Monthly AUM	
Monthly Avg AUM	Month End AUM
INR 9.22 Cr.	INR 8.97 Cr.

Sharpe Ratio 0.51
Sortino Ratio 1.51

Sortino Ratio > Sharpe Ratio → Less volatility on the downside

For further information about other scheme features please visit the website: <https://www.taurusmutualfund.com>

Name of the Scheme	Riskometer Scheme *	Riskometer Scheme Indices
Taurus Infrastructure Fund An Open ended equity scheme investing in Infrastructure sector.		
This product is suitable for Investors who are seeking*	Investors understand that their principal will be at very high risk	Risk-O-Meter - Nifty Infrastructure Index TRI
<ul style="list-style-type: none"> Long term capital appreciation Investment in equity & equity related instruments of companies from Infrastructure Sector 		

*Investors should consult their financial advisers if in doubt about whether the product is suitable for them.

*Source : ICRA

January | 2025

Taurus Asset Management Co. Ltd. 3rd Floor, 301-304, Chandravillas Co-op Premises Society Ltd., AML Centre 2, 8 Mahal Industrial Estate, Off. Mahakali Caves Road, Andheri East, Mumbai-400093

Mutual Fund investments are subject to market risks, read all scheme related documents carefully.

TAURUS NIFTY 50 INDEX FUND

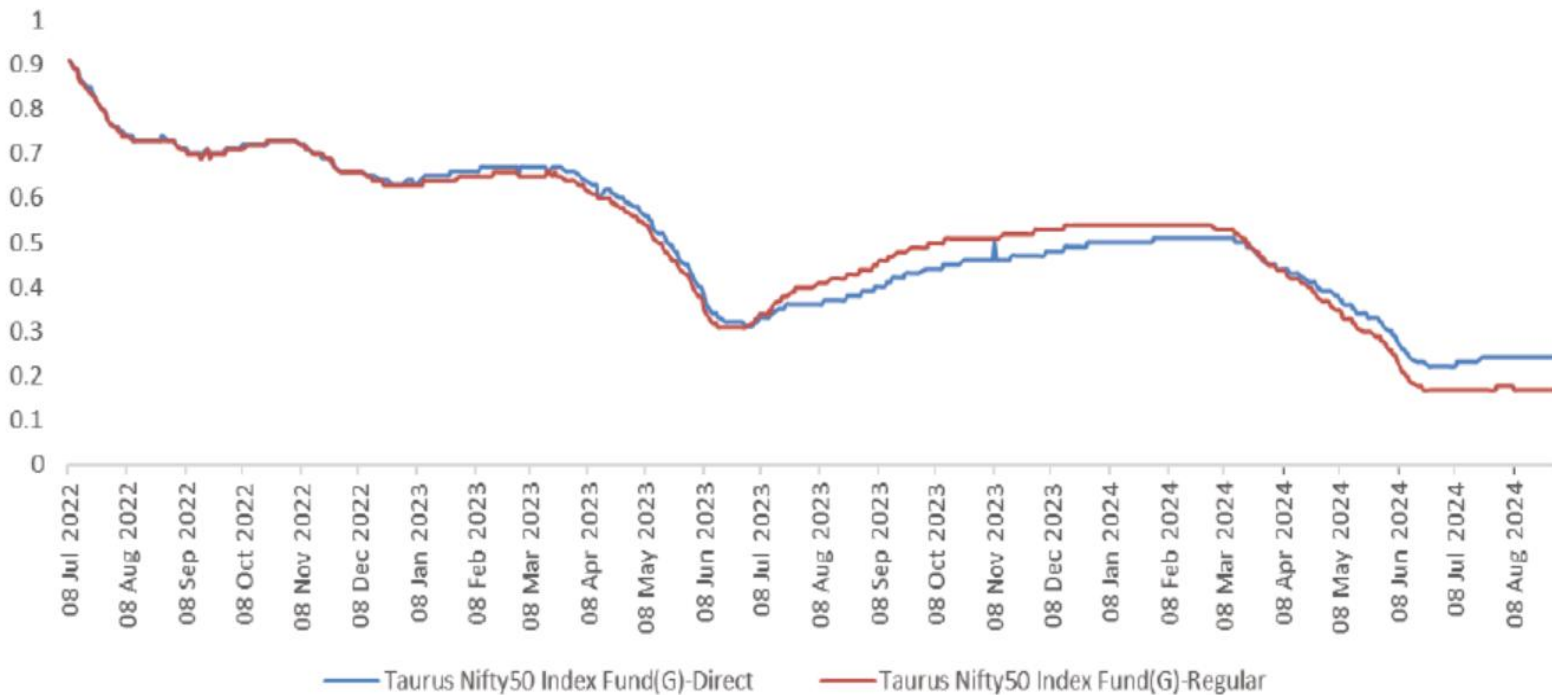
(An open-ended scheme replicating / tracking Nifty 50 index)

TOP



Your low-cost ticket to market-leading returns

Nifty 50 Index Fund Daily tracking error for past 2 years.

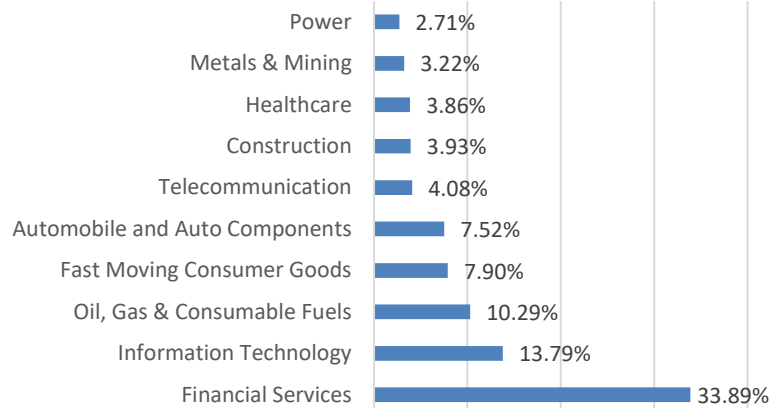


Mutual Fund investments are subject to market risks, read all scheme related documents carefully.

TOP 10 PORTFOLIO HOLDING

EQUITY SECTOR ALLOCATION

Security Name	% of Net Asset
HDFC Bank Ltd.	12.07%
ICICI Bank Ltd.	8.26%
Reliance Industries Ltd.	8.03%
Infosys Ltd.	6.33%
Bharti Airtel Ltd.	4.08%
Tata Consultancy Services Ltd.	3.93%
Larsen & Toubro Ltd.	3.93%
ITC Ltd.	3.89%
State Bank of India	2.78%
Axis Bank Ltd.	2.63%



MEET THE TEAM



Kanishk Kapur
Director & CIO



Anuj Kapil
Fund Manager-Equity

Scheme Features

Inception Date - June 19, 2010

Benchmark

**NIFTY
50 TRI**

Monthly AUM

Monthly Avg AUM | Month End AUM
INR **4.81** Cr. | INR **4.88** Cr.

Sharpe Ratio 0.41

Sortino Ratio 0.85

Sortino Ratio > Sharpe Ratio → Less volatility on the downside

For further information about other scheme features please visit the website: <https://www.taurusmutualfund.com>

Name of the Scheme	Riskometer Scheme*	Riskometer Scheme Indices
<p>Taurus Nifty 50 Index Fund An open ended scheme replicating / tracking Nifty 50 Index.</p> <p>This product is suitable for Investors who are seeking*</p> <ul style="list-style-type: none"> • Long term capital appreciation • Investment in equity securities by replicating Nifty 50 	<p>RISKOMETER</p> <p>Investors understand that their principal will be at very high risk</p>	<p>Risk-O-Meter - Nifty 50 TRI</p>

*Investors should consult their financial advisers if in doubt about whether the product is suitable for them.

*Source : ICRA

January | 2025

Taurus Asset Management Co. Ltd. 3rd Floor, 301-304, Chandravillas Co-op Premises Society Ltd., AML Centre 2, 8 Mahal Industrial Estate, Off. Mahakali Caves Road, Andheri East, Mumbai-400093

Mutual Fund investments are subject to market risks, read all scheme related documents carefully.

TAURUS BANKING & FINANCIAL SERVICES FUND

TAURUS
Mutual Fund

(An open ended equity scheme in stocks belonging to Banking & Financial Services (BFSI) sector.)



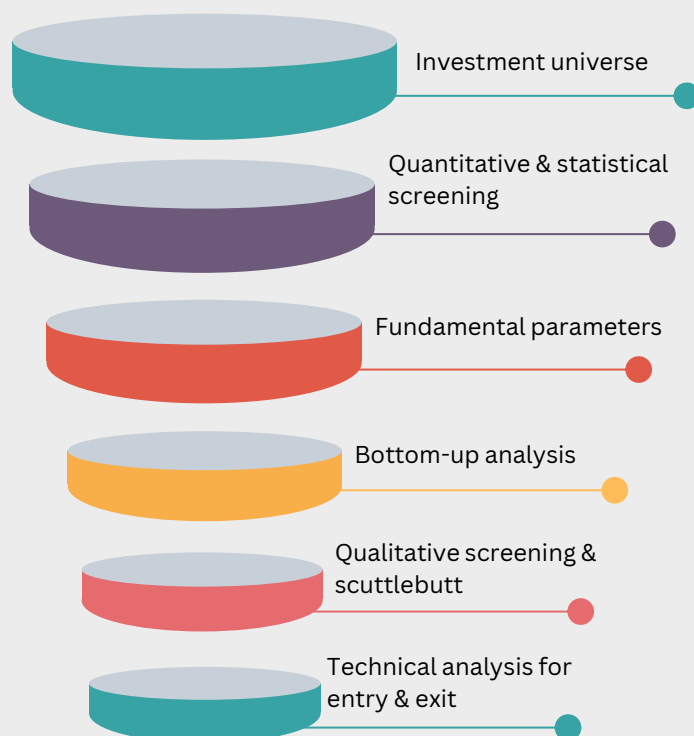
Loans will come and EMIs will go,

Investing in BFSI your wealth will grow.

Investment Framework



SMART ALPHA

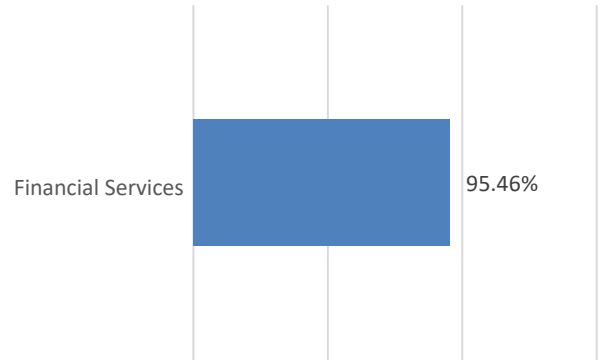


Mutual Fund investments are subject to market risks, read all scheme related documents carefully.

TOP 10 PORTFOLIO HOLDING

EQUITY SECTOR ALLOCATION

Security Name	% of Net Asset
ICICI Bank Ltd.	20.86%
HDFC Bank Ltd.	20.65%
State Bank of India	11.09%
Axis Bank Ltd.	10.50%
Kotak Mahindra Bank Ltd.	8.43%
Creditaccess Grameen Ltd.	3.42%
Bajaj Holdings & Investment Ltd.	3.25%
Union Bank of India	2.54%
IndusInd Bank Ltd.	2.45%
The New India Assurance Company Ltd.	2.36%



MEET THE TEAM



Kanishk Kapur
Director & CIO



Anuj Kapil
Fund Manager-Equity

Scheme Features

Inception Date - May 22, 2012

Benchmark

BSE TRI
BANKEX

Monthly AUM

Monthly Avg AUM	Month End AUM
INR 10.37 Cr.	INR 10.65 Cr.

Sharpe Ratio 0.58

Sortino Ratio 1.16

Sortino Ratio > Sharpe Ratio → Less volatility on the downside

For further information about other scheme features please visit the website: <https://www.taurusmutualfund.com>

Name of the Scheme	Riskometer Scheme #	Riskometer Scheme Indices
<p>Taurus Banking & Financial Services Fund An open ended equity scheme investing in stocks belonging to Banking & Financial Services (BFSI) sector.</p> <p>This product is suitable for Investors who are seeking*</p> <ul style="list-style-type: none"> Long term capital appreciation Investment in equity & equity related instruments of companies from Banking & Financial sector 	<p>RISKOMETER Investors understand that their principal will be at very high risk</p>	<p>Risk-O-Meter - BSE Bankex TRI</p>

*Investors should consult their financial advisers if in doubt about whether the product is suitable for them.

*Source : ICRA

January | 2025

Taurus Asset Management Co. Ltd. 3rd Floor, 301-304, Chandravillas Co-op Premises Society Ltd., AML Centre 2, 8 Mahal Industrial Estate, Off. Mahakali Caves Road, Andheri East, Mumbai-400093

Mutual Fund investments are subject to market risks, read all scheme related documents carefully.

TAURUS ELSS TAX SAVER FUND

(An open-ended equity linked saving scheme with a statutory lock-in of 3 years and tax benefit)

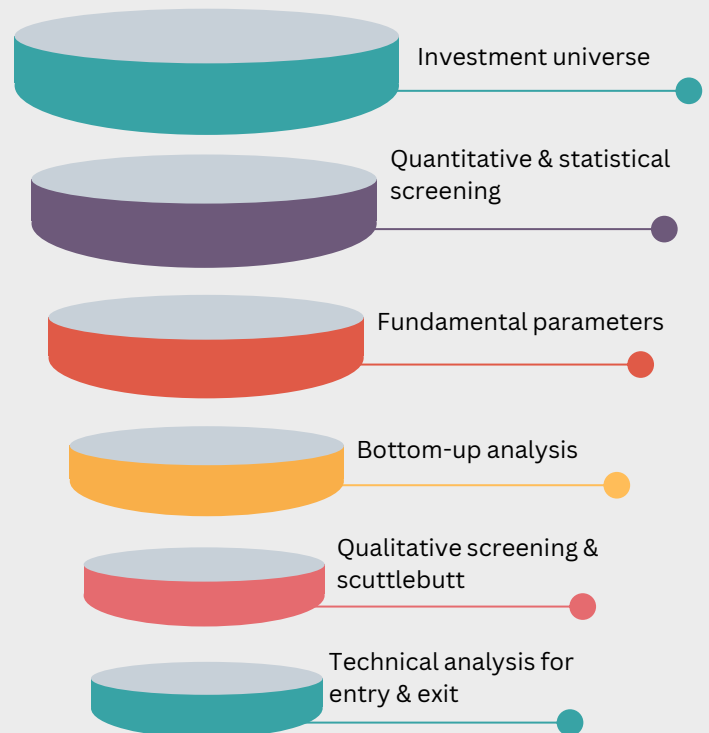
Short on lock-ins, long on gains. In this world nothing is free except **ELSS tax saving.**



Investment Framework



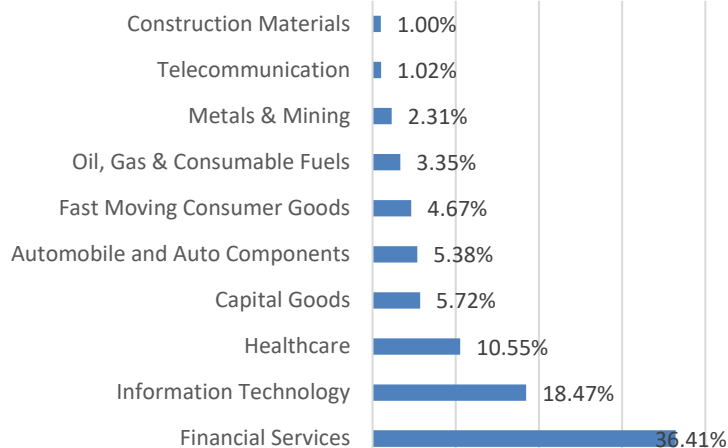
SMART ALPHA



TOP 10 PORTFOLIO HOLDING

EQUITY SECTOR ALLOCATION

Security Name	% of Net Asset
HDFC Bank Ltd.	9.16%
HCL Technologies Ltd.	8.26%
Bajaj Holdings & Investment Ltd.	7.83%
ICICI Bank Ltd.	6.82%
Infosys Ltd.	5.23%
Tech Mahindra Ltd.	4.97%
ITC Ltd.	4.67%
Narayana Hrudayalaya Ltd.	4.21%
Axis Bank Ltd.	3.68%
Coal India Ltd.	3.35%



MEET THE TEAM



Kanishk Kapur
Director & CIO



Anuj Kapil
Fund Manager-Equity

Scheme Features

Inception Date - March 31, 1996

Benchmark

**BSE
500 TRI**

Monthly AUM

Monthly Avg AUM

INR **77.54** Cr.

Month End AUM

INR **76.73** Cr.

Sharpe Ratio 1.02

Sortino Ratio 1.58

Sortino Ratio > Sharpe Ratio → Less volatility on the downside

For further information about other scheme features please visit the website: <https://www.taurusmutualfund.com>

Name of the Scheme	Riskometer Scheme #	Riskometer Scheme Indices
Taurus ELSS Tax Saver Fund An open ended equity linked saving scheme with a statutory lock in of 3 years and tax benefit This product is suitable for Investors who are seeking* <ul style="list-style-type: none"> Long term capital appreciation Investment in equity & equity related instruments 	 RISKOMETER Investors understand that their principal will be at very high risk	 RISKOMETER Risk-O-Meter - BSE 500 TRI

*Investors should consult their financial advisers if in doubt about whether the product is suitable for them.

*Source : ICRA

January | 2025

Taurus Asset Management Co. Ltd. 3rd Floor, 301-304, Chandravillas Co-op Premises Society Ltd., AML Centre 2, 8 Mahal Industrial Estate, Off. Mahakali Caves Road, Andheri East, Mumbai-400093

Mutual Fund investments are subject to market risks, read all scheme related documents carefully.