

TAURUS FLEXI CAP FUND

(An open-ended dynamic equity scheme investing across large cap, mid cap, small cap stocks)



LARGE

MID

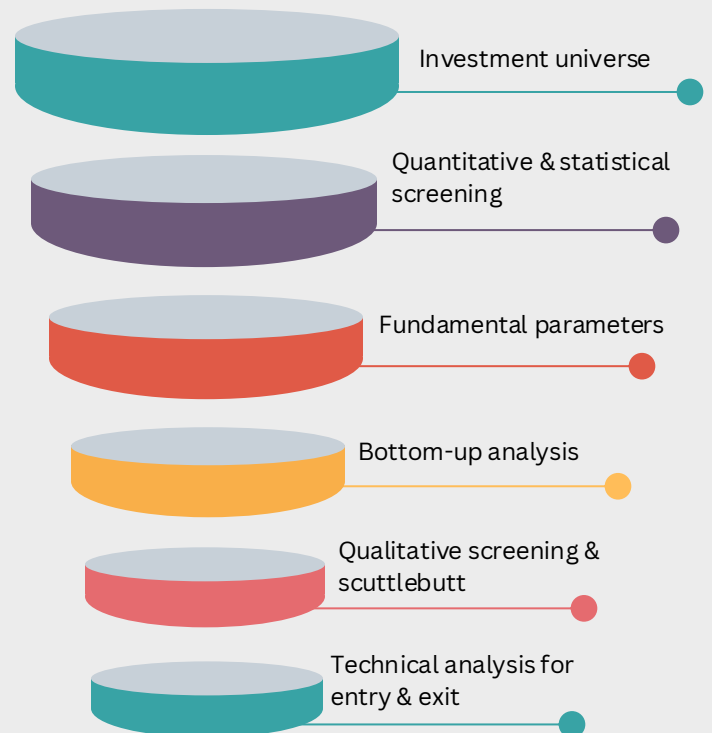
SMALL

Why settle for one
when you can have
all?

Investment Framework



SMART ALPHA

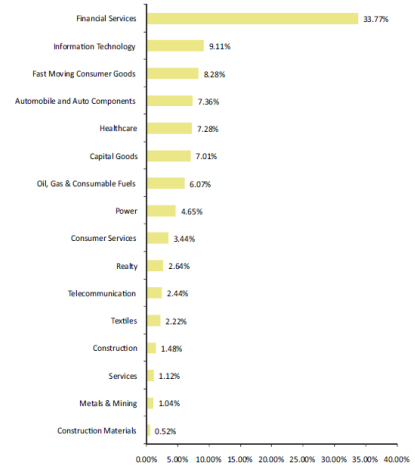


Mutual Fund investments are subject to market risks, read all scheme related documents carefully.

PORTFOLIO HOLDING

EQUITY SECTOR ALLOCATION

Security Name	% of Net Asset
HDFC Bank Ltd.	9.66%
Mahindra & Mahindra Ltd.	4.66%
ICICI Bank Ltd.	4.64%
ITC Ltd.	4.46%
Axis Bank Ltd.	4.08%
HCL Technologies Ltd.	3.93%
KEI Industries Ltd.	3.59%
Infosys Ltd.	3.29%
Coal India Ltd.	3.03%
State Bank of India	2.72%



MEET THE TEAM



Kanishk Kapur
Director & CIO



Anuj Kapil
Fund Manager-Equity

Scheme Features

Inception Date - January 29, 1994

Benchmark

BSE 500 TRI

Monthly AUM

Monthly Avg AUM	Month End AUM
INR 331.12 Cr.	INR 337.97 Cr.

Sharpe Ratio 0.37

Sortino Ratio 0.59

Sortino Ratio > Sharpe Ratio → Less volatility on the downside

For further information about other scheme features please visit the website: <http://https://www.taurusmutualfund.com>

Name of the Scheme	Riskometer Scheme #	Riskometer Scheme Indices
<p>Taurus Flexi Cap Fund</p> <p>An open-ended dynamic equity scheme investing across large cap, mid cap, small cap stocks</p> <p>This product is suitable for Investors who are seeking*</p> <ul style="list-style-type: none"> Long term capital appreciation Investment in equity & equity related instruments - flexi-cap in nature 	<p>Investors understand that their principal will be at very high risk</p>	<p>Risk-O-Meter - BSE 500 TRI</p>

*Investors should consult their financial advisers if in doubt about whether the product is suitable for them.

*Source : ICRA

Invest in Values, Grow with Ethics,
Put Your Money Where Your **MORALS** Are.



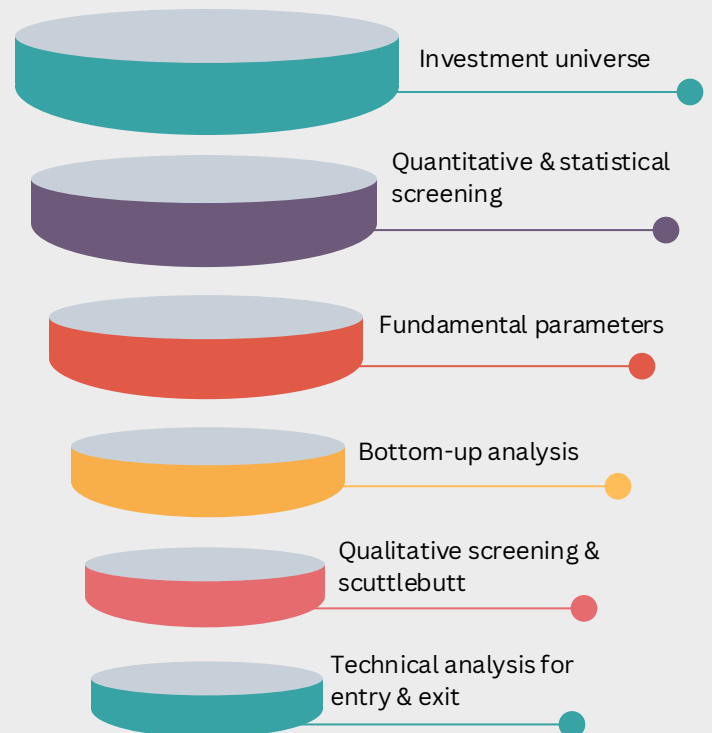
TAURUS **ETHICAL** FUND

(An open-ended equity scheme with investment in stocks from BSE 500 Shariah Index universe.)

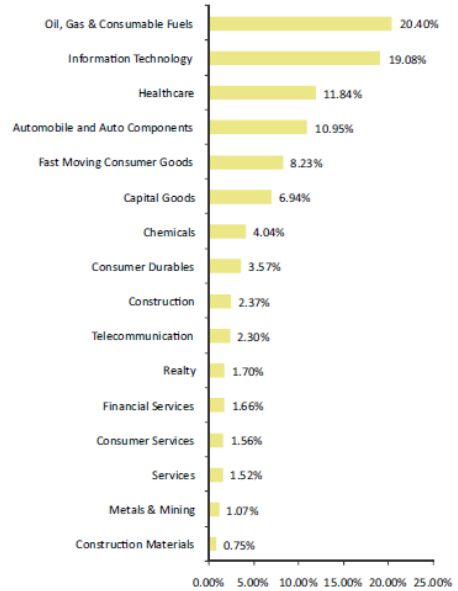
Investment Framework



SMART ALPHA



Security Name	% of Net Asset
Reliance Industries Ltd.	9.48%
Infosys Ltd.	6.29%
Samvardhana Motherson International Ltd.	3.72%
Narayana Hrudayalaya Ltd.	3.40%
HCL Technologies Ltd.	3.36%
Tata Consultancy Services Ltd.	3.32%
Polycab India Ltd.	3.17%
Mahindra & Mahindra Ltd.	2.68%
Asian Paints Ltd.	2.65%
Oil & Natural Gas Corporation Ltd.	2.55%



MEET THE TEAM



Kanishk Kapur
Director & CIO



Anuj Kapil
Fund Manager-Equity

Scheme Features

Inception Date - April 6, 2009

December | 2024

Benchmark

BSE 500 SHARIAH TRI

Monthly AUM

Monthly Avg AUM	Month End AUM
INR 266.02 Cr.	INR 274.31 Cr.

Sharpe Ratio 0.52

Sortino Ratio 0.79

Sortino Ratio > Sharpe Ratio → Less volatility on the downside

For further information about other scheme features please visit the website: <https://www.taurusmutualfund.com>

Name of the Scheme	Riskometer Scheme #	Riskometer Scheme Indices
<p>Taurus Ethical Fund</p> <p>An open ended equity scheme with investment in stocks from BSE 500 Shariah Index universe.</p> <p>This product is suitable for Investors who are seeking*</p> <ul style="list-style-type: none"> Long term capital appreciation Investment in equity & equity related instruments based on the principles of Shariah 	<p>Investors understand that their principal will be at very high risk</p>	<p>Risk-O-Meter - BSE 500 Shariah TRI</p>

*Investors should consult their financial advisers if in doubt about whether the product is suitable for them.

#Source : ICRA

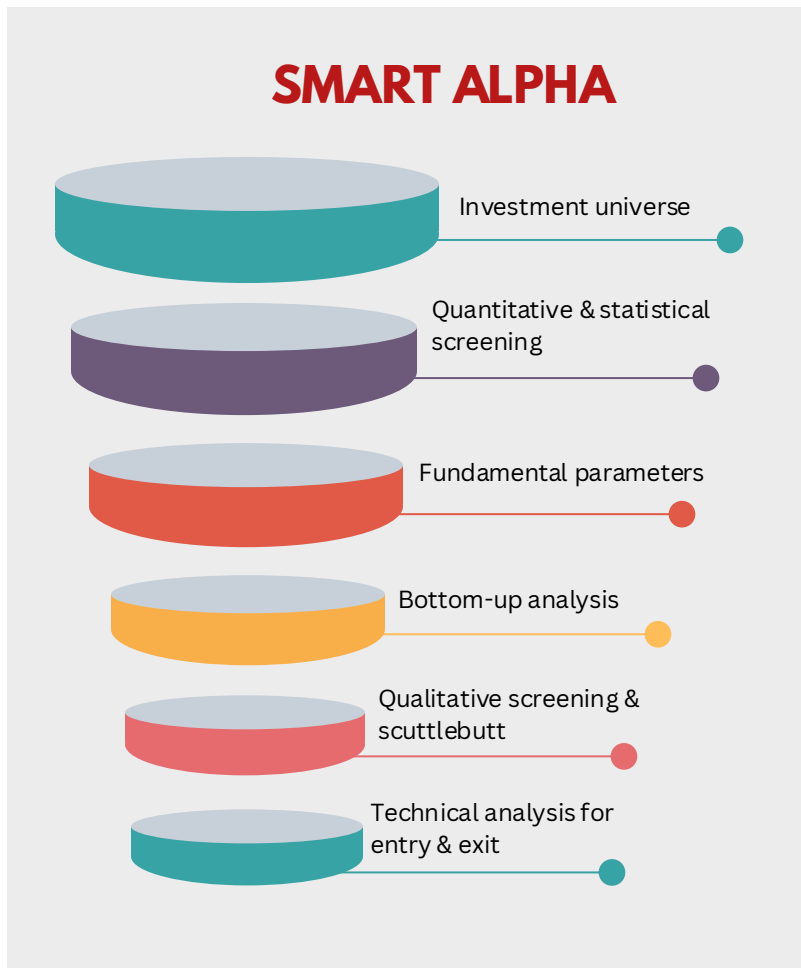
Taurus Mid Cap Fund

(An open-ended equity scheme predominantly investing in mid-cap stocks)



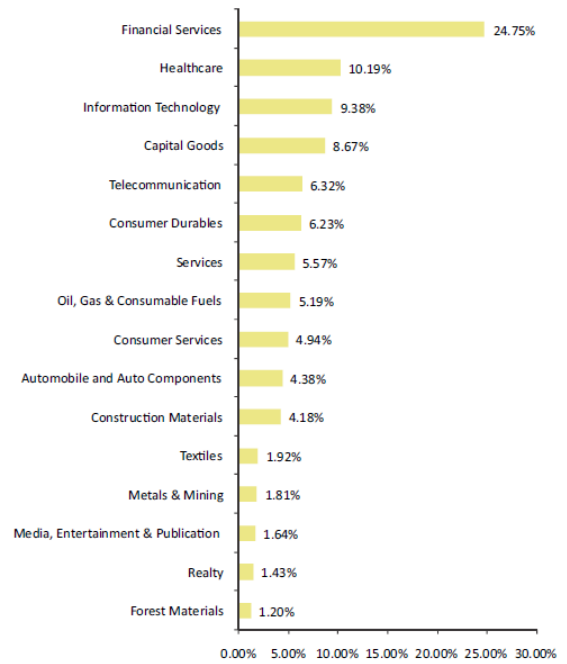
**Elephants are Slow,
Mice can get Squashed,
but Lions roar all the way!**

Investment Framework



Mutual Fund investments are subject to market risks, read all scheme related documents carefully.

Security Name	% of Net Asset
Bank Of India	4.69%
Aurobindo Pharma Ltd.	4.15%
Coforge Ltd.	3.82%
Voltas Ltd.	3.76%
AU Small Finance Bank Ltd.	3.65%
Dalmia Bharat Ltd.	3.47%
Container Corporation of India Ltd.	3.44%
Aditya Birla Capital Ltd.	3.38%
Hindustan Petroleum Corporation Ltd.	3.24%
The Federal Bank Ltd.	3.08%



MEET THE TEAM



Kanishk Kapur
Director & CIO



Anuj Kapil
Fund Manager-Equity



Hemanshu Srivastava
Fund Manager-Equity

Scheme Features

Inception Date - September 5, 1995

Benchmark

Nifty Midcap 150 TRI

Monthly AUM

Monthly Avg AUM	Month End AUM
INR 111.25 Cr.	INR 114.44 Cr.

Sharpe Ratio 0.49

Sortino Ratio 0.83

Sortino Ratio > Sharpe Ratio → Less volatility on the downside

For further information about other scheme features please visit the website: <https://www.taurusmutualfund.com>

Name of the Scheme	Riskometer Scheme #	Riskometer Scheme Indices
<p>Taurus Mid Cap Fund</p> <p>An Open ended equity scheme predominantly investing in mid-cap stocks.</p> <p>This product is suitable for Investors who are seeking*</p> <ul style="list-style-type: none"> Long term capital appreciation Investment in equity & equity related instruments predominantly investing in mid cap stocks. 	<p>RISKOMETER</p> <p>Investors understand that their principal will be at very high risk</p>	<p>RISKOMETER</p> <p>Risk-O-Meter - Taurus Mid Cap Fund - (Indices) - Nifty Midcap 150 TRI</p>

*Investors should consult their financial advisers if in doubt about whether the product is suitable for them.

*Source : ICRA

TAURUS LARGE CAP FUND

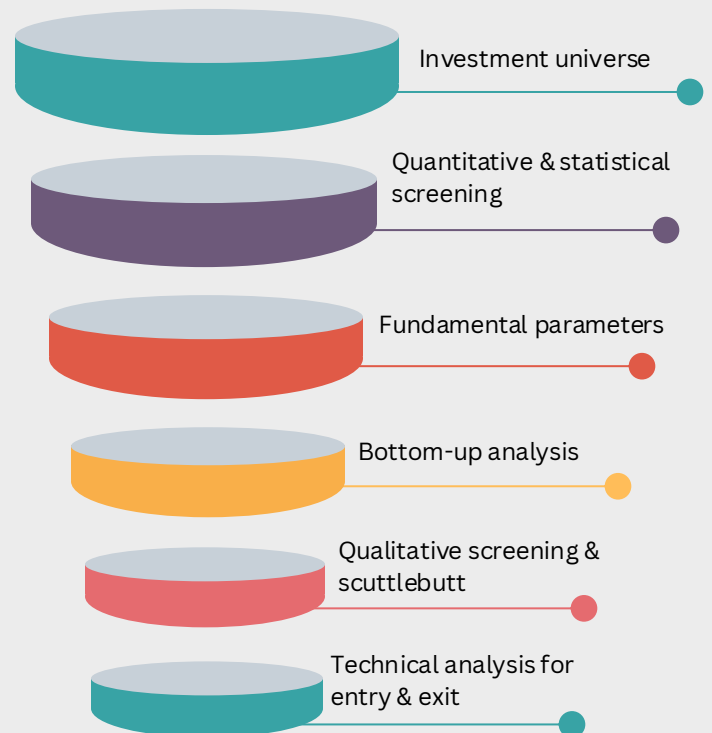
(An open-ended equity scheme predominately investing in large cap stocks)

When the elephant dances, the entire jungle falls silent.

Investment Framework



SMART ALPHA

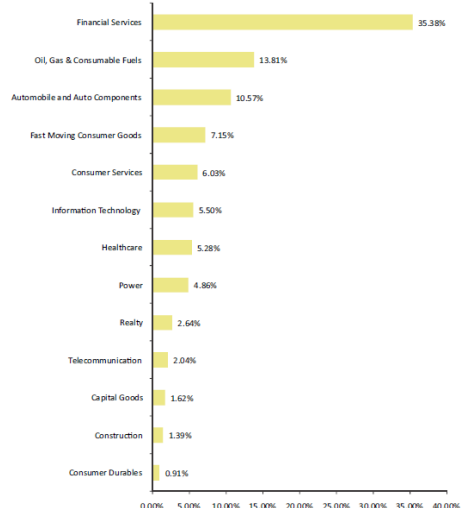


Mutual Fund investments are subject to market risks, read all scheme related documents carefully.

PORTFOLIO HOLDING

EQUITY SECTOR ALLOCATION

Security Name	% of Net Asset
HDFC Bank Ltd.	8.40%
ICICI Bank Ltd.	6.45%
Mahindra & Mahindra Ltd.	5.41%
State Bank of India	5.39%
Indian Oil Corporation Ltd.	4.47%
Reliance Industries Ltd.	4.38%
ITC Ltd.	4.33%
Power Grid Corporation of India Ltd.	3.60%
Zomato Ltd.	3.59%
Axis Bank Ltd.	3.51%



MEET THE TEAM



Kanishk Kapur
Director & CIO



Anuj Kapil
Fund Manager-Equity

Scheme Features

Inception Date - February 28, 1995

Benchmark
BSE 100 TRI

Monthly AUM
Monthly Avg AUM | Month End AUM
INR **45.82** Cr. | INR **46.92** Cr.

Sharpe Ratio 0.42
Sortino Ratio 0.68

Sortino Ratio > Sharpe Ratio → Less volatility on the downside

For further information about other scheme features please visit the website: <http://https://www.taurusmutualfund.com>

Name of the Scheme	Riskmeter Scheme #	Riskmeter Scheme Indices
<p>Taurus Large Cap Fund An open ended equity scheme predominately investing in large cap stocks.</p> <p>This product is suitable for Investors who are seeking*</p> <ul style="list-style-type: none"> Long term capital appreciation Investment in equity & equity related instruments - focus on large cap stocks 	<p>Investors understand that their principal will be at very high risk</p>	<p>Risk-O-Meter - Taurus Large Cap Fund - (Indices) - BSE 100 TRI</p>

*Investors should consult their financial advisers if in doubt about whether the product is suitable for them.

*Source : ICRA

March 2025

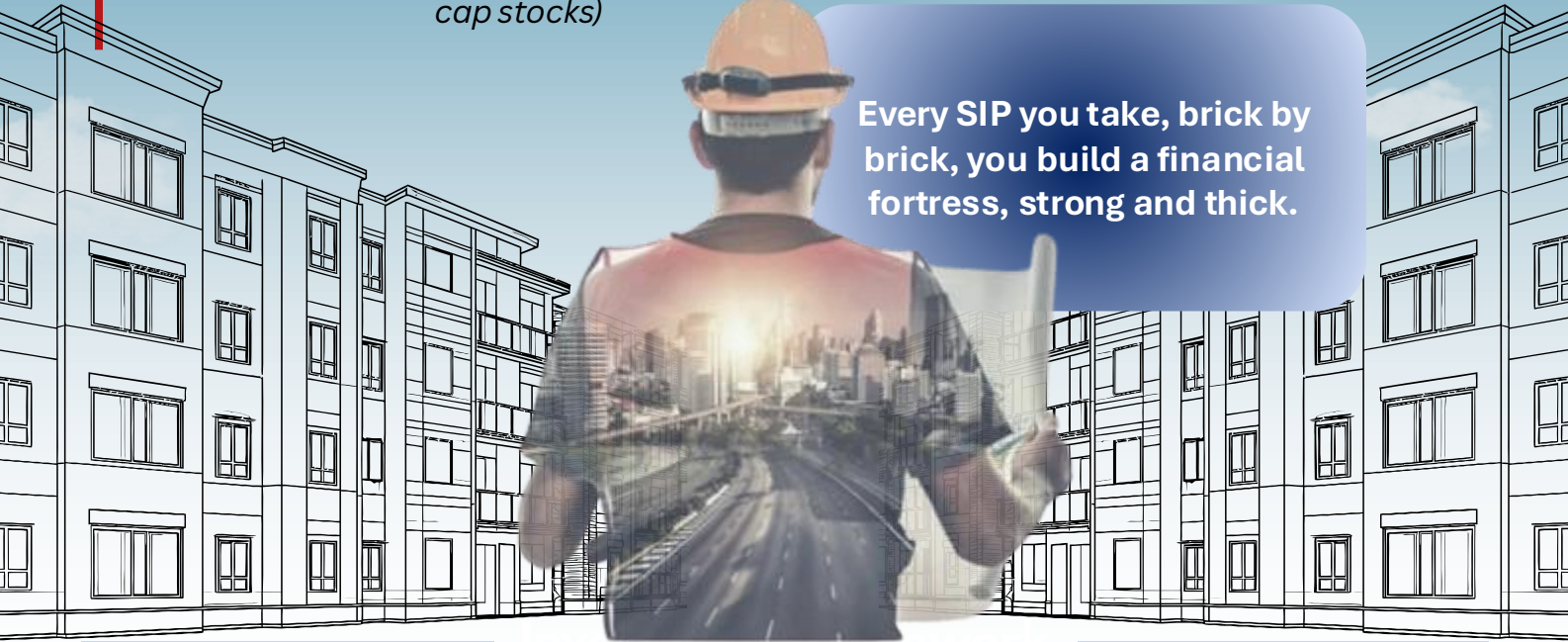
Taurus Asset Management Co. Ltd. 3rd Floor, 301-304, Chandravillas Co-op Premises Society Ltd., AML Centre 2, 8 Mahal Industrial Estate, Off. Mahakali Caves Road, Andheri East, Mumbai-400093

Mutual Fund investments are subject to market risks, read all scheme related documents carefully.

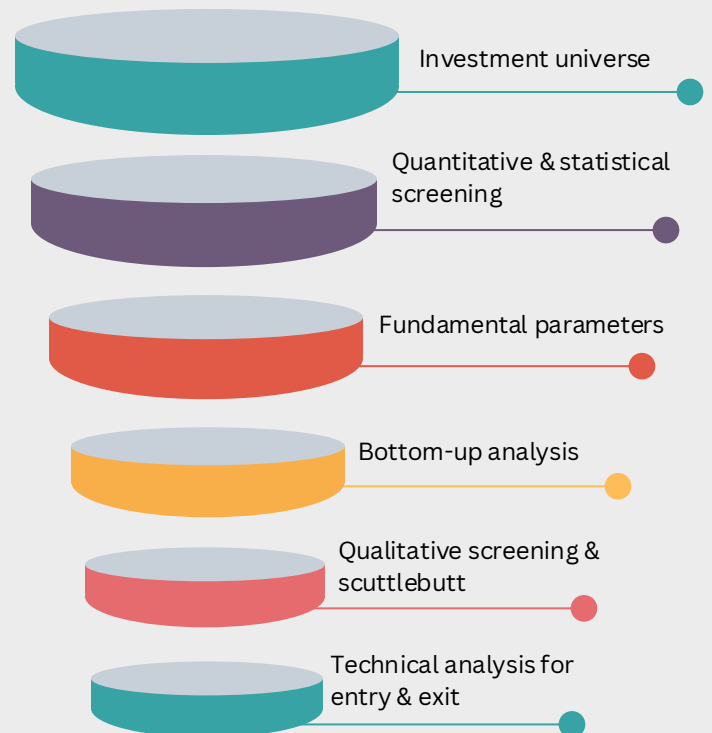
TAURUS INFRASTRUCTURE FUND

(An open-ended equity scheme
predominately investing in large
cap stocks)

Every SIP you take, brick by
brick, you build a financial
fortress, strong and thick.



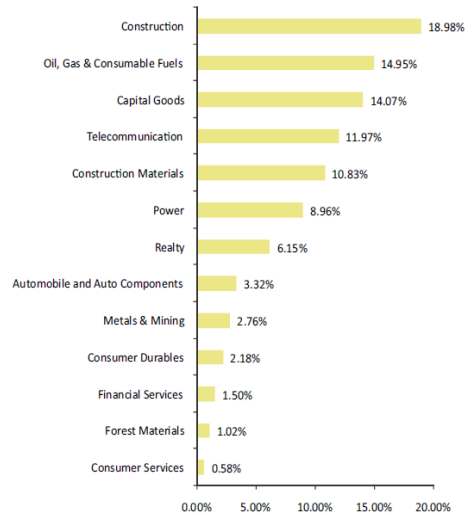
SMART ALPHA



PORTFOLIO HOLDING

EQUITY SECTOR ALLOCATION

Security Name	% of Net Asset
Bharti Airtel Ltd.	9.93%
Reliance Industries Ltd.	8.08%
Larsen & Toubro Ltd.	7.02%
AFCONS Infrastructure Ltd.	6.15%
NTPC Ltd.	4.10%
Ultratech Cement Ltd.	3.77%
DLF Ltd.	3.55%
Chemtech Industrial Valves Ltd.	3.15%
Grasim Industries Ltd.	3.11%
Power Grid Corporation of India Ltd.	2.95%



MEET THE TEAM



Kanishk Kapur
Director & CIO



Anuj Kapil
Fund Manager-Equity

Scheme Features

Inception Date - March 05, 2007

Benchmark

NIFTY
Infrastructure
Index TRI

Monthly AUM

Monthly Avg AUM	Month End AUM
INR 8.31 Cr.	INR 8.54 Cr.

Sharpe Ratio 0.57

Sortino Ratio 0.87

Sortino Ratio > Sharpe Ratio → Less volatility on the downside

For further information about other scheme features please visit the website: <http://https://www.taurusmutualfund.com>

Name of the Scheme	Riskometer Scheme #	Riskometer Scheme Indices
<p>Taurus Infrastructure Fund</p> <p>An Open ended equity scheme investing in Infrastructure sector.</p> <p>This product is suitable for Investors who are seeking*</p> <ul style="list-style-type: none"> Long term capital appreciation Investment in equity & equity related instruments of companies from Infrastructure Sector 	<p>Investors understand that their principal will be at very high risk</p>	<p>Risk-O-Meter - Nifty Infrastructure Index TRI</p>

*Investors should consult their financial advisers if in doubt about whether the product is suitable for them.

*Source : ICRA

March 2025

Taurus Asset Management Co. Ltd. 3rd Floor, 301-304, Chandravillas Co-op Premises Society Ltd., AML Centre 2, 8 Mahal Industrial Estate, Off. Mahakali Caves Road, Andheri East, Mumbai-400093

Mutual Fund investments are subject to market risks, read all scheme related documents carefully.

TAURUS NIFTY 50 INDEX FUND

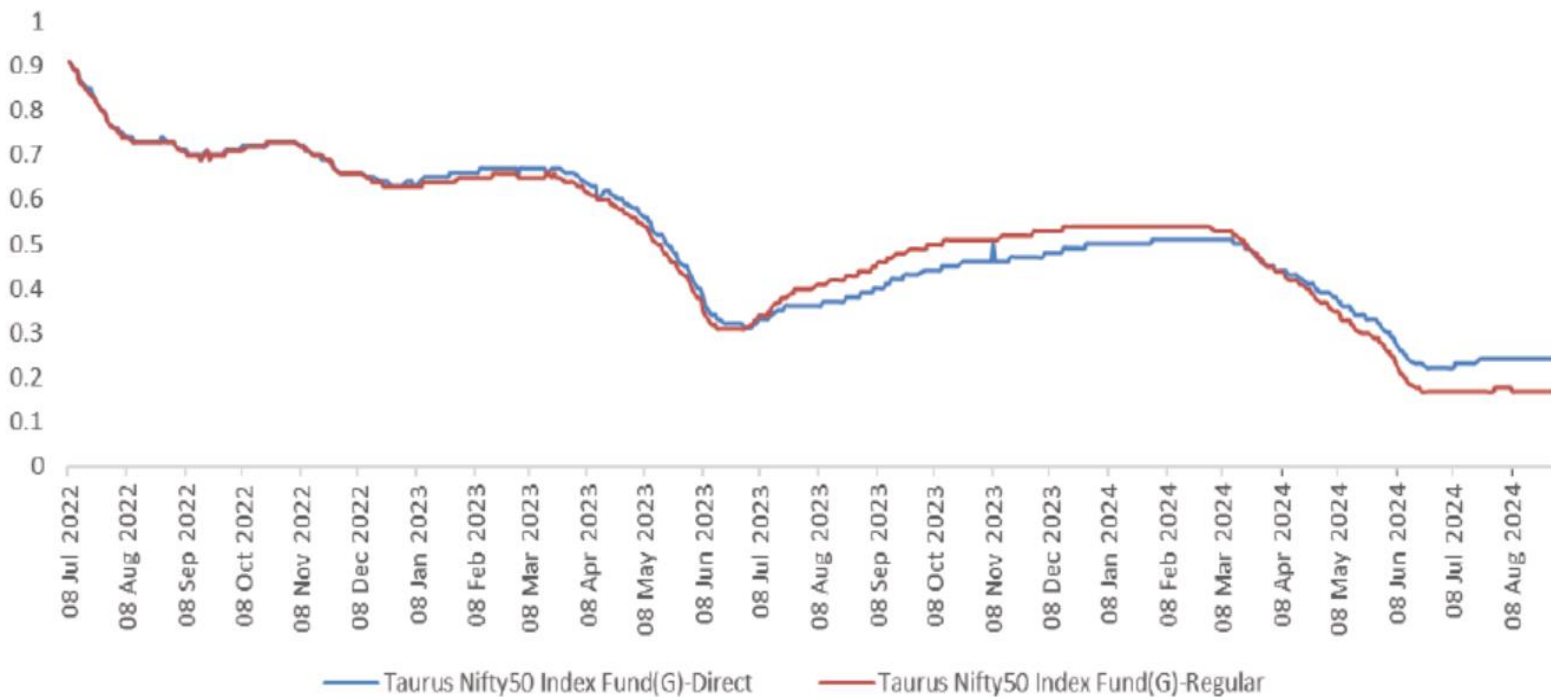
(An open-ended scheme replicating / tracking Nifty 50 index)

TOP

50

Your low-cost ticket to market-leading returns

Nifty 50 Index Fund Daily tracking error for past 2 years.

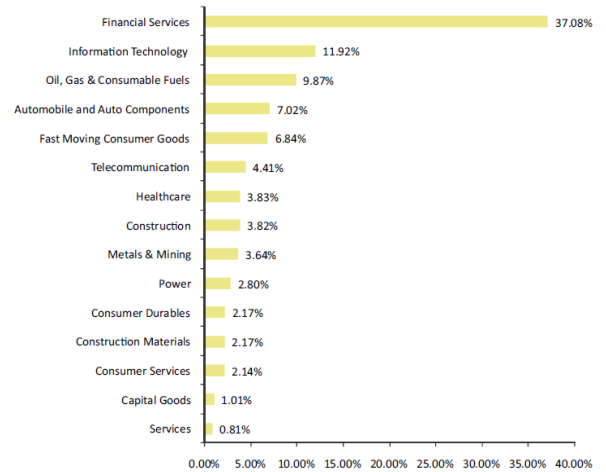


Mutual Fund investments are subject to market risks, read all scheme related documents carefully.

PORTFOLIO HOLDING

EQUITY SECTOR ALLOCATION

Security Name	% of Net Asset
HDFC Bank Ltd.	13.01%
ICICI Bank Ltd.	8.97%
Reliance Industries Ltd.	8.12%
Infosys Ltd.	5.32%
Bharti Airtel Ltd.	4.41%
Larsen & Toubro Ltd.	3.82%
ITC Ltd.	3.58%
Tata Consultancy Services Ltd.	3.46%
Kotak Mahindra Bank Ltd.	3.03%
Axis Bank Ltd.	2.96%



MEET THE TEAM



Kanishk Kapur
Director & CIO



Anuj Kapil
Fund Manager-Equity

Scheme Features

Inception Date - June 19, 2010

Benchmark

**NIFTY
50 TRI**

Monthly AUM

Monthly Avg AUM | Month End AUM
INR **5.13** Cr. | INR **5.39** Cr.

Sharpe Ratio 0.39

Sortino Ratio 0.76

Sortino Ratio > Sharpe Ratio → Less volatility on the downside

For further information about other scheme features please visit the website: <http://https://www.taurusmutualfund.com>

Name of the Scheme	Riskometer Scheme #	Riskometer Scheme Indices
Taurus Nifty 50 Index Fund An open ended scheme replicating / tracking Nifty 50 index. This product is suitable for Investors who are seeking* • Long term capital appreciation • Investment in equity securities by replicating Nifty 50	 Investors understand that their principal will be at very high risk	 Risk-O-Meter - Nifty 50 TRI

*Investors should consult their financial advisers if in doubt about whether the product is suitable for them.

*Source : ICRA

March 2025

Taurus Asset Management Co. Ltd. 3rd Floor, 301-304, Chandravillas Co-op Premises Society Ltd., AML Centre 2, 8 Mahal Industrial Estate, Off. Mahakali Caves Road, Andheri East, Mumbai-400093

Mutual Fund investments are subject to market risks, read all scheme related documents carefully.

TAURUS BANKING & FINANCIAL SERVICES FUND

(An open ended equity scheme in stocks belonging to Banking & Financial Services (BFSI) sector.)



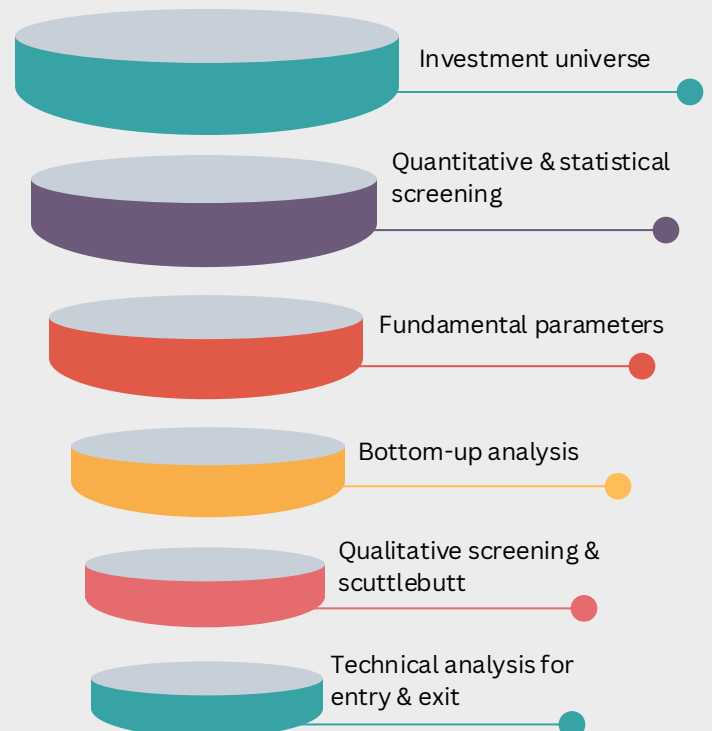
Loans will come and EMIs will go,

Investing in BFSI your wealth will grow.

Investment Framework



SMART ALPHA

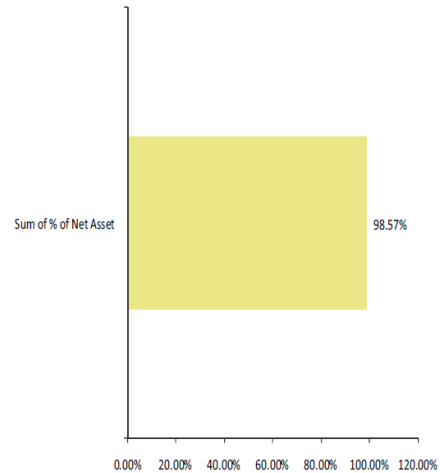


Mutual Fund investments are subject to market risks, read all scheme related documents carefully.

PORTFOLIO HOLDING

EQUITY SECTOR ALLOCATION

Security Name	% of Net Asset
ICICI Bank Ltd.	21.52%
HDFC Bank Ltd.	21.30%
Axis Bank Ltd.	11.24%
State Bank of India	10.61%
Kotak Mahindra Bank Ltd.	9.22%
Bajaj Holdings & Investment Ltd.	3.37%
Creditaccess Grameen Ltd.	2.88%
Union Bank of India	2.66%
The New India Assurance Company Ltd.	1.92%
Jio Financial Services Ltd.	1.80%



MEET THE TEAM



Kanishk Kapur
Director & CIO



Anuj Kapil
Fund Manager-Equity

Scheme Features

Inception Date - May 22, 2012



Monthly AUM	
Monthly Avg AUM	Month End AUM
INR 10.62 Cr.	INR 11.11 Cr.

Sharpe Ratio 0.62

Sortino Ratio 1.35

Sortino Ratio > Sharpe Ratio → Less volatility on the downside

For further information about other scheme features please visit the website: <http://https://www.taurusmutualfund.com>

Name of the Scheme	Riskometer Scheme #	Riskometer Scheme Indices
<p>Taurus Banking & Financial Services Fund An open ended equity scheme investing in stocks belonging to Banking & Financial Services (BFSI) sector.</p> <p>This product is suitable for Investors who are seeking*</p> <ul style="list-style-type: none"> Long term capital appreciation Investment in equity & equity related instruments of companies from Banking & Financial sector 	<p>RISKOMETER Investors understand that their principal will be at very high risk</p>	<p>Risk-O-Meter - BSE Bankex TRI</p>

*Investors should consult their financial advisers if in doubt about whether the product is suitable for them.

*Source : ICRA

March 2025

Taurus Asset Management Co. Ltd. 3rd Floor, 301-304, Chandravillas Co-op Premises Society Ltd., AML Centre 2, 8 Mahal Industrial Estate, Off. Mahakali Caves Road, Andheri East, Mumbai-400093

Mutual Fund investments are subject to market risks, read all scheme related documents carefully.

TAURUS ELSS TAX SAVER FUND

(An open ended equity linked saving scheme with a statutory lock-in of 3 years and tax benefit)

TAURUS
Mutual Fund

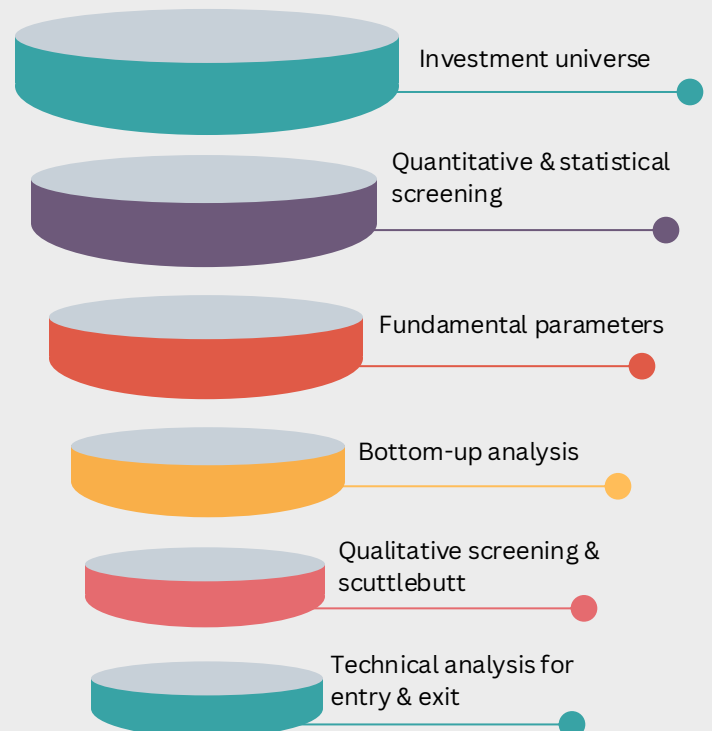


Short on lock-in,
long on gains, in
this world, nothing is
free except
ELSS tax saving.

Investment Framework



SMART ALPHA

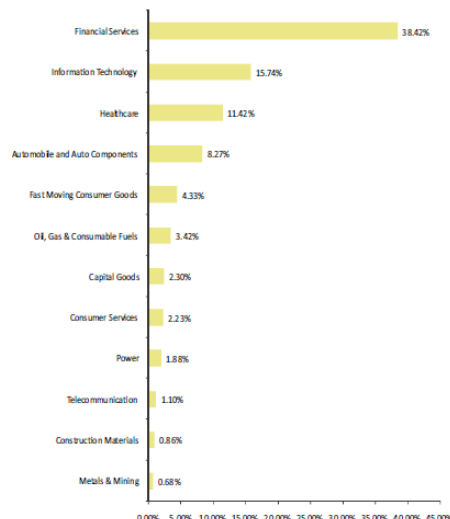


Mutual Fund investments are subject to market risks, read all scheme related documents carefully.

PORTFOLIO HOLDING

EQUITY SECTOR ALLOCATION

Security Name	% of Net Asset
HDFC Bank Ltd.	10.00%
Bajaj Holdings & Investment Ltd.	8.57%
ICICI Bank Ltd.	7.45%
HCL Technologies Ltd.	5.93%
Narayana Hrudayalaya Ltd.	5.21%
Infosys Ltd.	4.43%
ITC Ltd.	4.33%
Axis Bank Ltd.	4.17%
Coal India Ltd.	3.42%
Punjab National Bank	3.29%



MEET THE TEAM



Kanishk Kapur
Director & CIO



Anuj Kapil
Fund Manager-Equity

Scheme Features

Inception Date - March 31, 1996

Benchmark

**BSE
500 TRI**

Monthly AUM

Monthly Avg AUM | Month End AUM
INR **74.02**Cr. | INR **75.65**Cr.

Sharpe Ratio 0.81

Sortino Ratio 1.32

Sortino Ratio > Sharpe Ratio → Less volatility on the downside

For further information about other scheme features please visit the website: <http://https://www.taurusmutualfund.com>

Name of the Scheme	Riskometer Scheme #	Riskometer Scheme Indices
<p>Taurus ELSS Tax Saver Fund An open ended equity linked saving scheme with a statutory lock in of 3 years and tax benefit</p> <p>This product is suitable for Investors who are seeking*</p> <ul style="list-style-type: none"> Long term capital appreciation Investment in equity & equity related instruments 	<p>RISKOMETER</p> <p>Investors understand that their principal will be at very high risk</p>	<p>RISKOMETER</p> <p>Risk-O-Meter - BSE 500 TRI</p>

*Investors should consult their financial advisers if in doubt about whether the product is suitable for them.

Source : ICRA

March 2025

Taurus Asset Management Co. Ltd. 3rd Floor, 301-304, Chandravillas Co-op Premises Society Ltd., AML Centre 2, 8 Mahal Industrial Estate, Off. Mahakali Caves Road, Andheri East, Mumbai-400093

Mutual Fund investments are subject to market risks, read all scheme related documents carefully.